REV.	ECN NO.	DATE	SIGN	DESCRIPTION

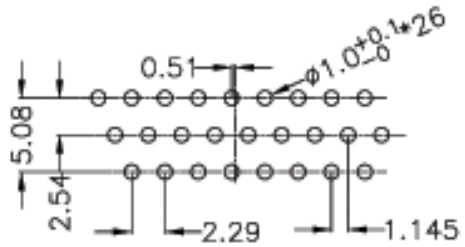

26 Pin Female connector
PCB Pin Layout
Scale 2:1

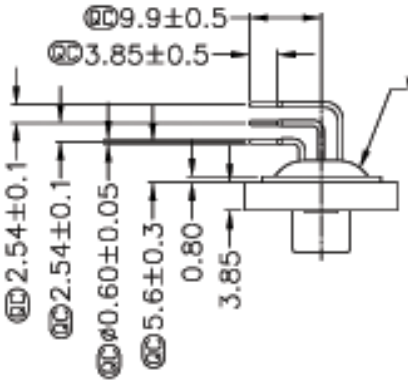

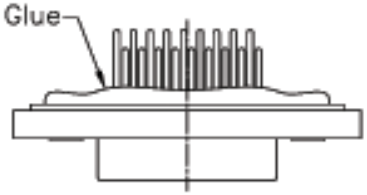

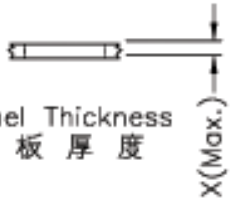

Screw L=5.0 For Panel Thickness Under 1.2mm
適用板厚為 1.2mm 以下
Screw L=6.0 For Panel Thickness Between 1.2~2.0mm
適用板厚為 1.2~2.0mm

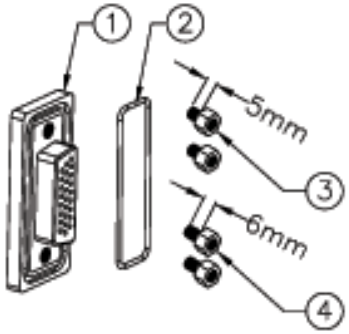

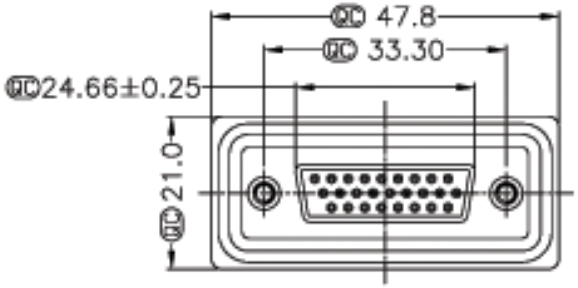

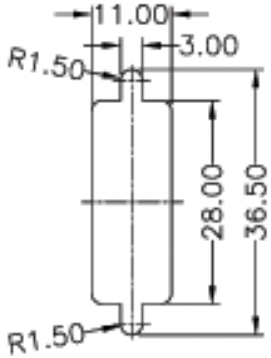

Recommended Panel Cut-Out
建 議 挖 孔 尺 寸

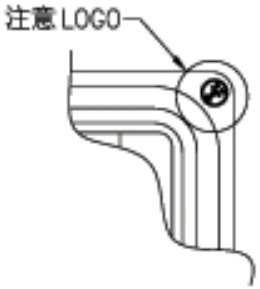

Note:
* Important Dimension.
(為重點尺寸)
* Waterproof Rate : IP67
* Connector:Black,Nylon+GF
* Pin:Copper Alloy,Gold Plated
* Do Mating Test After Glued
點膠後,須作對插測試
* 注意LOGO 為

UNIT:mm	TITLE: D-SUB,HD,HD-26PFFP	ITEM NO: A-HDF-26-AA-WP	DRAWN BY: Gao Ling — DATE: 2006/05/06
TOLERANCE: .X ±0.25, .XX ±0.1, .XXX ±0.05, ANGLES ±1°	SCALE: Free — SHEET 1 OF 1	DWG NO: A-HDF-26-AA-WP	CHECKED BY: Robert Hsu — DATE: 2006/05/30
	REV. 01 — SIZE A4 — :Inspection Item		APPROVED BY: Max — DATE: 2006/06/02

ASSMANN Electronic Components

THIS INFORMATION IS CONFIDENTIAL AND IS DISCLOSED TO YOU ON CONDITION THAT NO FURTHER DISCLOSURE IS MADE BY YOU TO OTHER THAN LTW PERSONNEL WITHOUT AUTHORIZATION FROM LTW CORP.

FM-04-19-A2