



Series 171 thru 173 Flat Pin Staked Flex Jumpers

FEATURES:


- Aries Flat Pin Staked Flex Jumpers combine thin, flexible, solid Copper conductors embedded between layers of tough, flexible, flame-retardant insulation.
- Consult factory for cable lengths under 2.000 [50.80].
- See DataSheet 11019 for 90° Pin Staked Flex Jumpers.
- For RoHS applications for Lead-Free Soldering use HT Cable.

GENERAL SPECIFICATIONS:

- Standard cable insulation is white UL VW-1, Style 2643 flame retardant Polyester (Mylar) adhesive.
- High temperature flame retardant cable insulation is Polyimide (Kapton) insulation with acrylic adhesive.
- Cable conductors are solid Copper with a cross-sectional area equivalent to that of 26 gauge AWG.
- Female housing is black UL 94V-0 Glass-filled Stanyl 4/6 Nylon.
- Female and male "crimp-on" pins are spring-tempered Copper Alloy 510.
- Female and male pin plating:
T = 100µ" [2.54µm] min. Matte Tin per ASTM-B545-97 over 50µ" Min Nickel per SAE-AMS-QQ-N-290
TL = 100µ" [2.54µm] min. 93/7 Tin/Lead per SAE-AMS-P-81728 over 50µ" [1.27µm] min. Nickel per SAE-AMS-QQ-N-290.
- Cable current rating=3 Amps.
- Cable voltage rating=300 Volts.
- Cable dielectric strength=2500 Volts/mil, minimum (standard)
=4000 Volts/mil, minimum (high temp.).
- Cable insulation resistance=1000 MOhms minimum (standard)
=100,000 MOhms (high temp.).
- Operating temperature=-67 to 257°F [-55 to 105°C].
- Female housing accepts leads .024-.030 [.61-.76] square, .150 [3.81] long minimum.

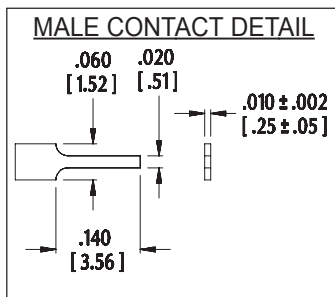
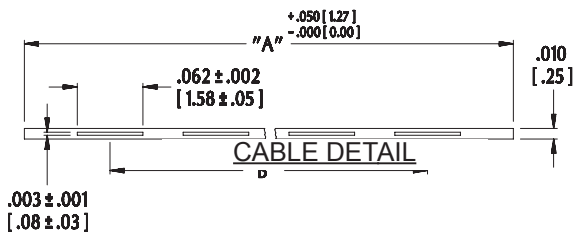
MOUNTING CONSIDERATIONS:

- Suggested PCB hole size=.032 ± .002 [.81 ± .05] dia.



Note: Aries specializes in custom design and production. In addition to the standard products shown on this page, special materials, platings, sizes, and configurations can be furnished, depending on quantities. Aries reserves the right to change product specifications without notice.

Kapton is a registered trademark of DuPont



ORDERING INFORMATION

XX - XXXXX - 17XXXXXX

No. of conductors
(4 thru 40)

Cable length: "L" in inches:
Min. Cable Length = 2.00" (-002-)
2" = -002-
2.5" = -002.5-
2.25" = -002.25-
2.125" = -002.125-

Optional Suffix:
HT = High temp. cable insulation

Optional Suffix:
TL = Tin/Lead Plating

Jumper series:
171: male Tin both ends
172: male Tin/female Tin
173: female Tin both ends

Optional Suffix:
P= polarization stripe along one edge of cable**

** Aries reserves the right to ship with or without a polarization stripe unless otherwise specified by the customer



Bristol, PA USA
TEL: (215) 781-9956
FAX: (215) 781-9845



11005
REV. J

Page 1 of 2



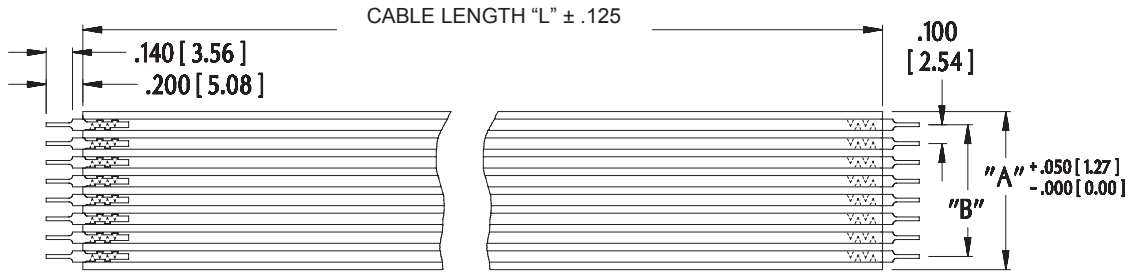
Series 171 thru 173 Flat Pin Staked Flex Jumpers

ALL DIMENSIONS: INCHES [MILLIMETERS]

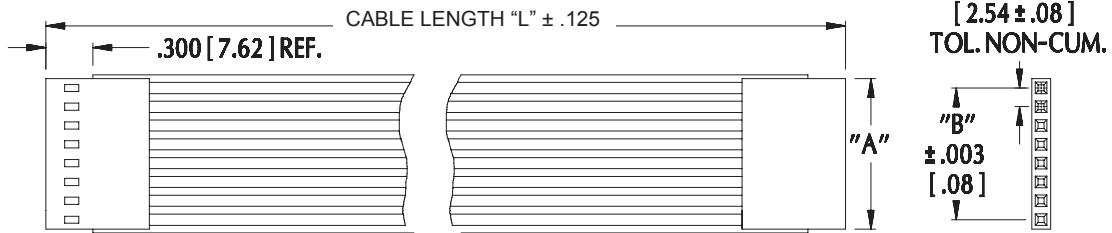
"A"=NO. OF CONDUCTORS X .100 [2.54]

"B"=(NO. OF CONDUCTORS -1) X .100 [2.54]

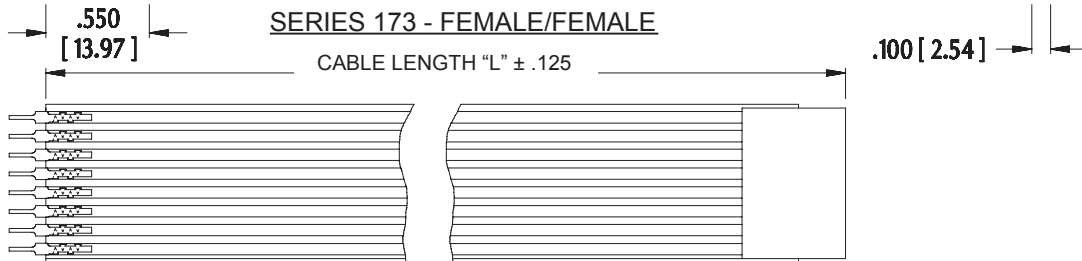
All Tolerance $\pm .005$ [.13]
unless otherwise specified



SERIES 171 - MALE/MALE



SERIES 173 - FEMALE/FEMALE



SERIES 172 - MALE/FEMALE