

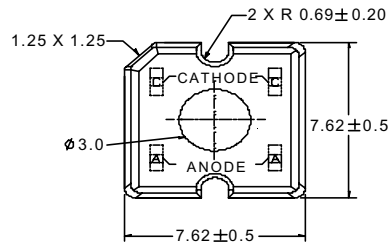


BVZ-914QS4

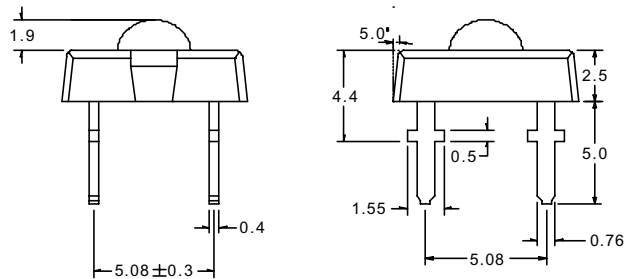
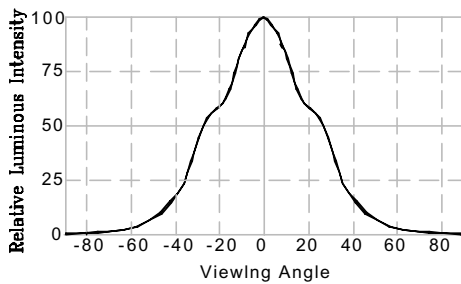
PACKAGE CONFIGURATION

DESCRIPTION

Dice Material : AlGaInP/GaAs Amber
Light Color : Amber Color
Lens Color : Water Transparent



RADIATION PATTERN



Tolerance ± 0.25 mm

ABSOLUTE MAXIMUM RATINGS AT Ta = 25 °C

PARAMETER	MAX.	UNIT
Power Dissipation	190	mW
Continuous Forward Current	70	mA
Peak Forward Current (1/10 Duty Cycle , 0.1ms Pulse Width)	100	mA
Reverse Voltage	5	V
Derating Linear From 50° C	0.9	mA/°C
Operating Temperature Range	-40 to + 100	°C
Storage Temperature Range	-55 to + 100	°C
LED Junction Temperature	125	°C
Soldering Preheat Temperature	100 °C for 30 seconds	
Lead Solder Temperature (1.5mm Below Seating Plane)	260 °C for 5 seconds	

ELECTRICAL / OPTICAL CHARACTERISTICS AT Ta = 25 °C

SYMBOL	PARAMETER	TEST COND.	MIN.	TYP.	MAX.	UNIT
V _F	Forward Voltage	I _F = 70mA		2.1	2.7	V
I _R	Reverse Current	V _R = 5V			100	μA
λ _p	Peak Emission Wavelength	I _F = 70mA		611		nm
λ _d	Dominant Wavelength	I _F = 70mA		605		nm
2θ _{1/2}	Viewing Angle	I _F = 70mA		50		Deg
I _V / Φ _V	Luminous Intensity / Total Flux			1		cd/lm
R _{θ j-pin}	Thermal Resistance			125		°C/W

BIN GRADE LIMITS (I F = 70 mA) Total Flux / lm

Bin	E	F	G	H	I	J
Min.	2.2	2.8	3.6	4.7	6.0	7.8
Max.	2.8	3.6	4.7	6.0	7.8	10.0

Tolerance ± 15%lm

*Bright View reserves the rights to alter specifications and remove availability of products at any time without notice.

*Dominant Wavelength, λ_d is according to CIE Chromaticity Diagram base on color of the device.

*θ_{1/2} is the off-axis angle where the luminous intensity is one half the on-axis intensity.



AlGaInP / GaAs LED

TYPICAL ELECTRICAL/OPTICAL CHARACTERISTIC CURVES

FIG. 1 Forward Current Vs. Forward Voltage

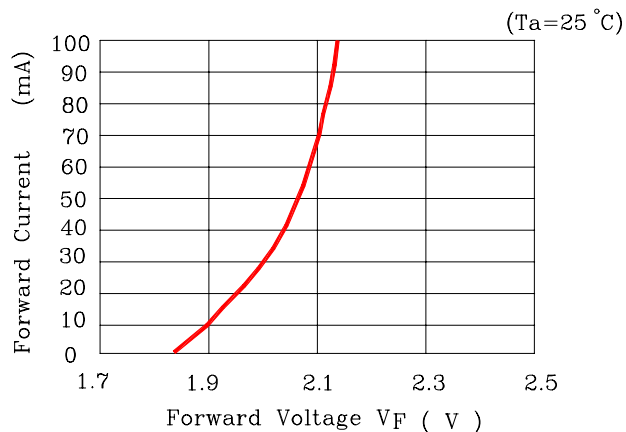


FIG. 2 Relative Total Flux Vs. Forward Current

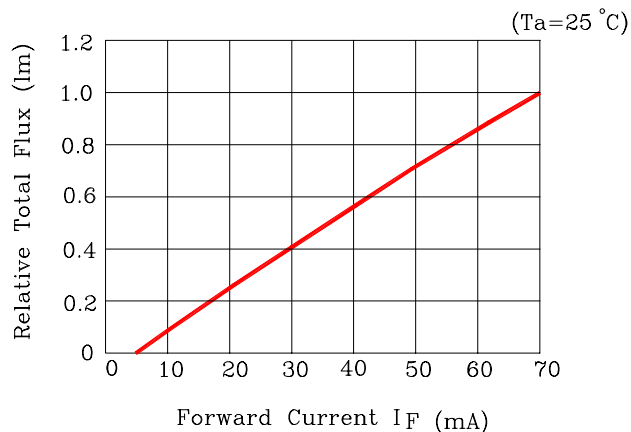


FIG. 3 Forward Voltage VS. Temperature

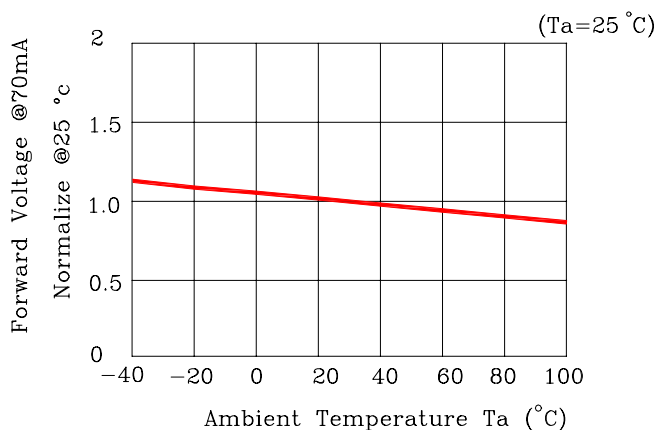


FIG. 4 Relative Total Flux vs. Temperature

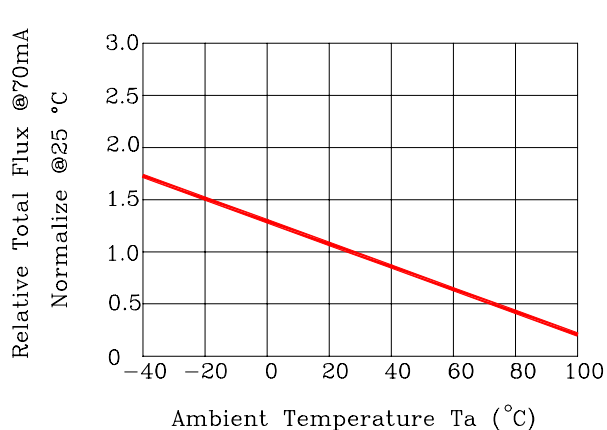


FIG. 5 Relative Intensity vs. Wavelength (λ_p)

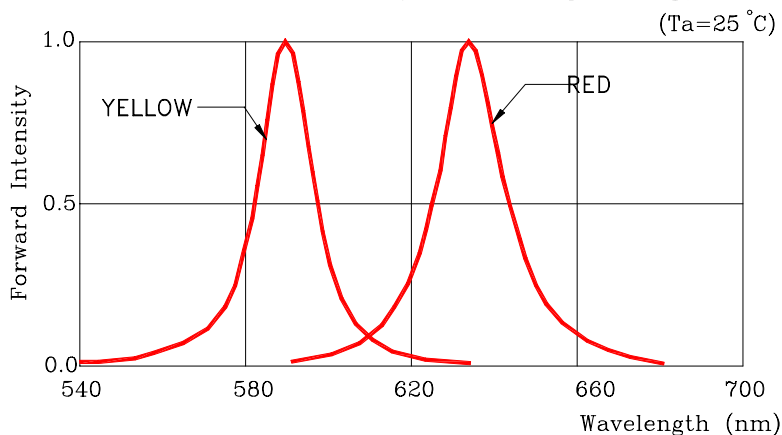
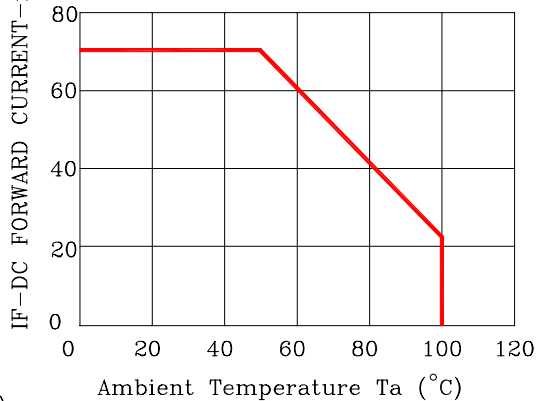
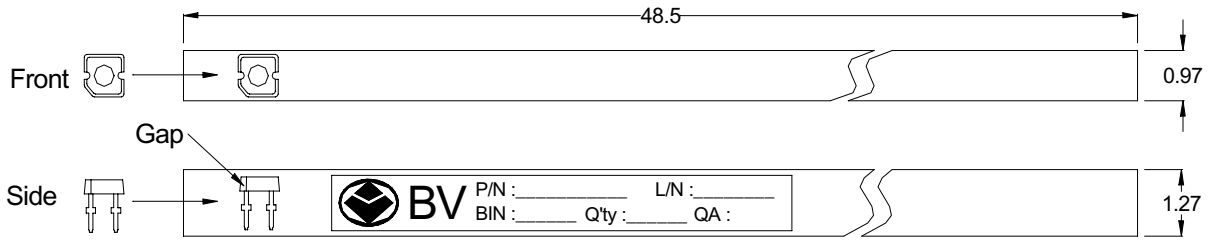


FIG. 6 Maximum Forward Current vs. Ambient Temperature. Derating Based on $T_{JMAX}=125^{\circ}C$





SUPER FLUX PACKING



Tube
Dimension(cm): 1.27* 0.97* 48.5
60PCS / Tube

BOX
Dimension(cm): 10.5 * 13.5 * 50.5
100 Tubes / Box
Box : 6,000PCS

Bright View Electronics Co.,Ltd.

PART NO.: BVZ-91XXXX

LOT NO.:

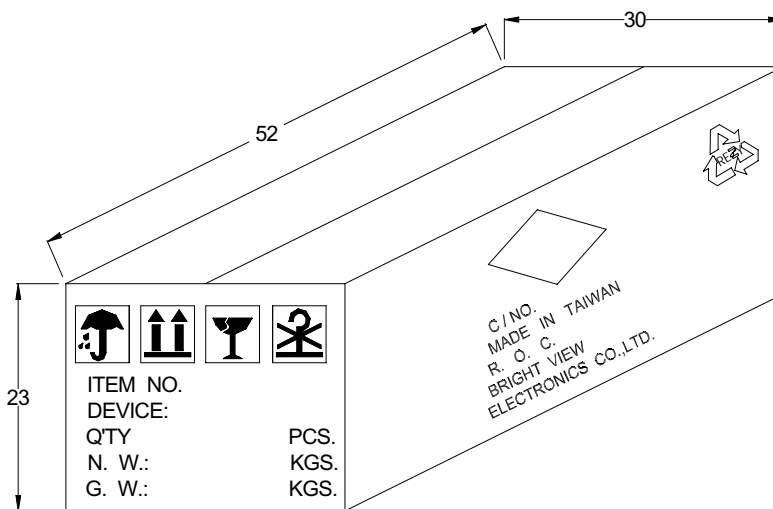
GRADE: X - Δ - ■

Q'ty pcs QA

X: Bin grade
Δ: Wavelength
■: Vf

TYPE	_____	PCS
Q'TY	_____	PCS
N.W	_____	KGS
G.W	_____	KGS
C.NO	_____	

CARTON
Dimension(cm): 23*30*52



4 Boxes / Carton
Total : 24,000PCS