



### Features


- ◇ For IF SAW filter
- ◇ High attenuation
- ◇ Single-ended operation
- ◇ Ceramic Surface Mount Package
- ◇ Small size

### Specifications

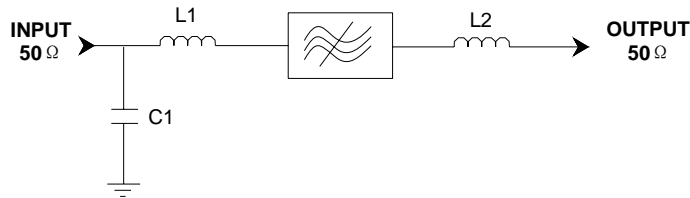
Parameter	Unit	Minimum	Typical	Maximum
Center Frequency	MHz	74.92	75	75.08
Insertion Loss	dB	-	21.6	25.5
1 dB Bandwidth	MHz	18.6	18.87	-
3 dB Bandwidth	MHz	19.4	19.65	-
40 dB Bandwidth	MHz	-	22.17	22.5
Passband Variation	dB	-	0.5	1
Absolute Delay	usec	-	1.31	-
Group Delay Variation( $f_0 \pm 9\text{MHz}$ )	nsec	-	57	100
Ultimate Rejection	dB	40	42	-
Material Temperature coefficient	KHz/°C	-6.15		
Substrate Material	-	128LN		
Ambient Temperature	°C	25		
Operating Temperature Range	°C	-40	-	+85
Storage Temperature Range	°C	-45	-	+105
DC Voltage	V	0		
Input Power	dBm	-	-	10
ESD Class	-	1		
Package Size	SMD13.3*6.5C			

#### Notes:

1. All specifications are based on the test circuit shown;
2. In production, all specifications are measured by Agilent Network analyzer and full 2 port calibration at room temperature;
3. Electrical margin has been built into the design to account for the variations due to temperature drift and manufacturing tolerances;
4. This is the optimum impedance in order to achieve the performance show.

	<b>SIPAT Co., Ltd.</b> ( CETC No.26 Research Institute ) #14 Nanping Huayuan Road, Chongqing, China, 400060	Part Number	LBN07506	
		Rev. Date	2007-09-12	
		Ver.	1.0	Page

### Matching Configuration



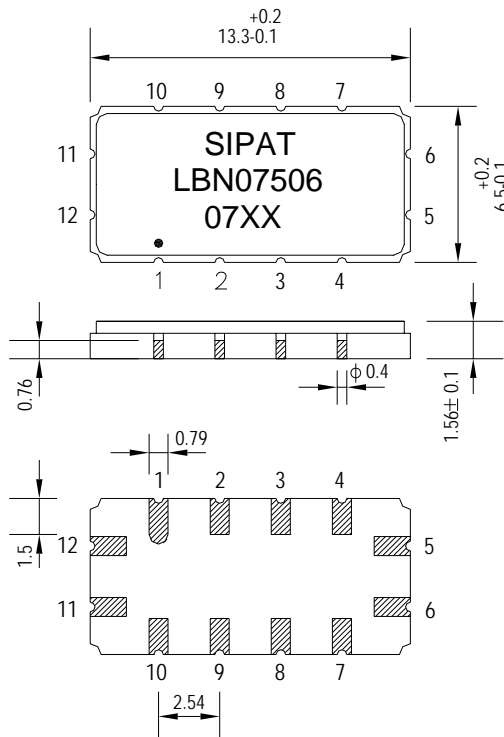
$$L1 = (47 + 270)nH \quad L2 = 270nH$$

$$C1 = 47pF$$

Source/Load Impedance=50 ohm

Notes - Component values may change depending on board layout.

### Package Dimension



#### Pad Configuration:

Input 11  
Output 5  
Ground All Others

#### Marking Configuration:

- 1) •: Pad Number 1 Index
- 2) SIPAT: Manufacturer Name
- 3) LBN07506: Part Number
- 4) 07XX: Date Code

Package: SMD13.3\*6.5C

Unit: mm



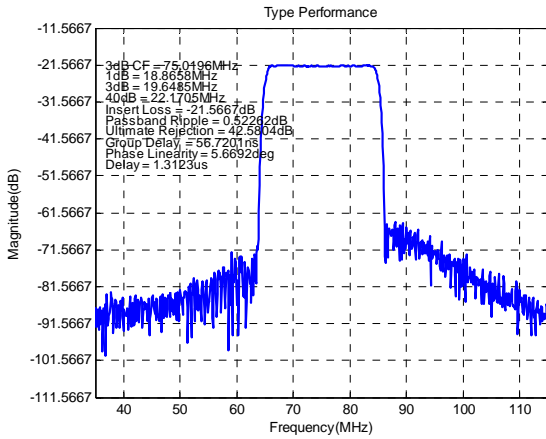
**SIPAT Co., Ltd.**  
( CETC No.26 Research Institute )  
#14 Nanping Huayuan Road,  
Chongqing, China, 400060

Part Number	LBN07506	
Rev. Date	2007-09-12	
Ver.	1.0	Page 2/3



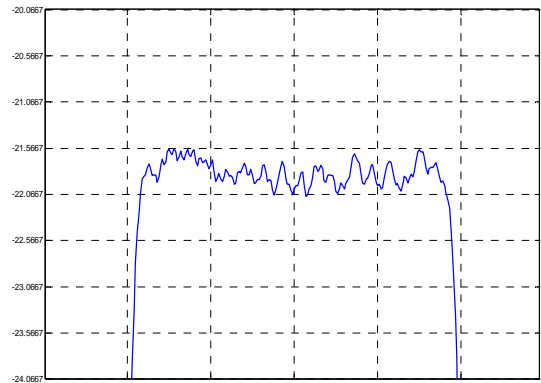
Typical Performance

Frequency Respond



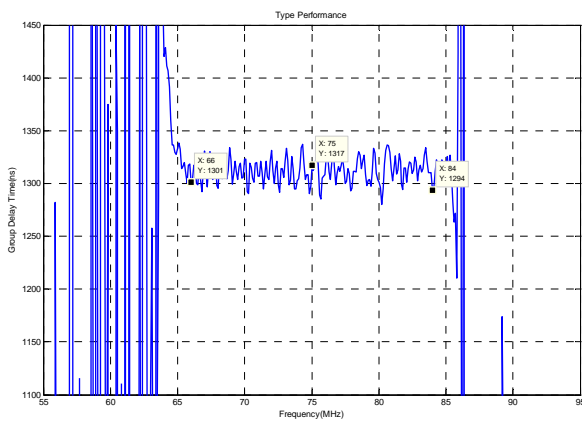
Horizontal: 10MHz/Div Vertical: 10dB/Div

Passband Respond



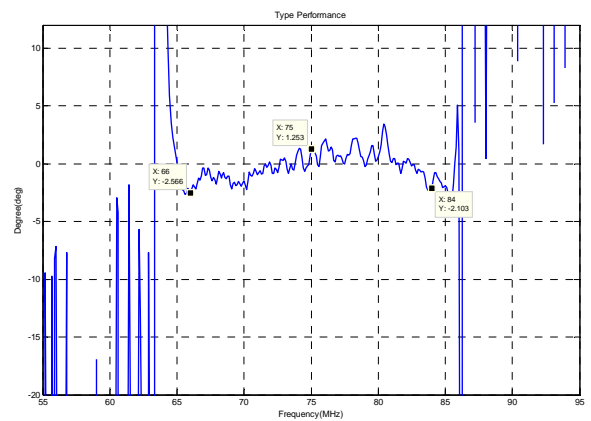
Horizontal: 5MHz/Div Vertical: 0.5dB/Div

Group Delay Variation(f0±9MHz)



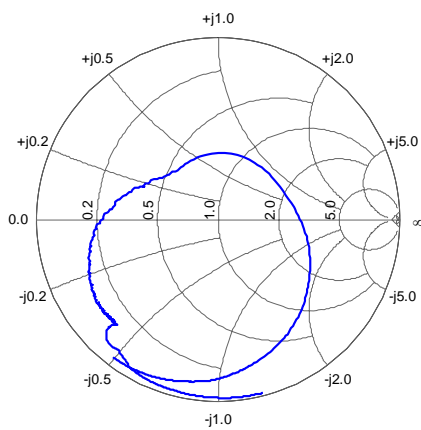
Horizontal: 5MHz/Div Vertical: 50ns/Div

Phase Linearity(f0±9MHz)

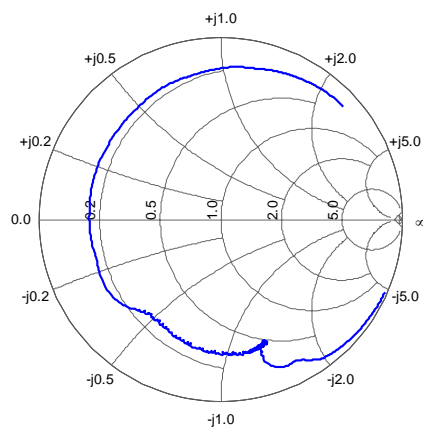


Horizontal: 5MHz/Div Vertical: 5deg/Div

Smith Chart S11



Smith Chart S22



SIPAT Co., Ltd.  
( CETC No.26 Research Institute )  
#14 Nanping Huayuan Road,  
Chongqing, China, 400060

Part Number	LBN07506	
Rev. Date	2007-09-12	
Ver.	1.0	Page 3/3