

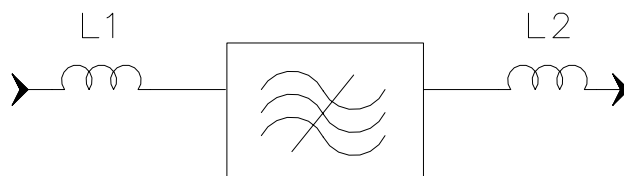
Specifications

Parameter	Unit	Minimum	Typical	Maximum
Center Frequency	MHz	139.75	140	140.25
Insertion Loss	dB	-	20	21.5
1 dB Bandwidth	MHz	33	35.6	
3 dB Bandwidth	MHz	36	37.1	
40 dB Bandwidth	MHz		43.9	45
Phase Linearity	deg	-	5.5	7
Passband Variation	dB	-	0.7	0.9
Ultimate Rejection	dB	50	55	-
Absolute delay	usec	-	0.8	1.07
Substrate Material		128LN		
Ambient Temperature	°C	25		
Package Size		DIP2212 (22.2x12.8x4.7mm ³)		

Notes:

1. All specifications are based on the test circuit shown
2. In production, devices will be tested at room temperature to a guardbanded specification to ensure electrical compliance over temperature
3. Electrical margin has been built into the design to account for the variations due to temperature drift and manufacturing tolerances
4. This is the optimum impedance in order to achieve the performance shown


Matching Configuration



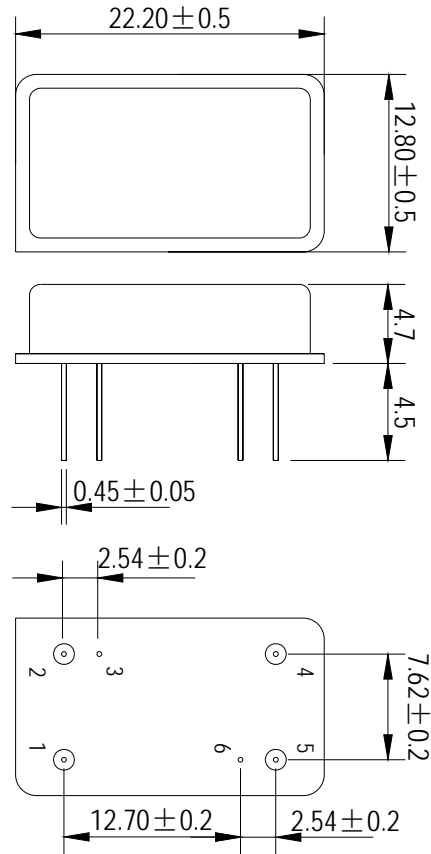
L1=10+82nH L2=100nH

Source/Load Impedance=50 ohm

Notes - Component values may change depending on board layout.

	SIPAT Co., Ltd. (CETC No. 26 Research Institute) Nanping Huayuan Road No. 14 Chongqing, China, 400060	Part Number	SP LBN14008	
		Rev. Date	2005-5-23	
		Rev.	1.0	Page

Package Dimension



Input :1
Output:5
Others:Grounded

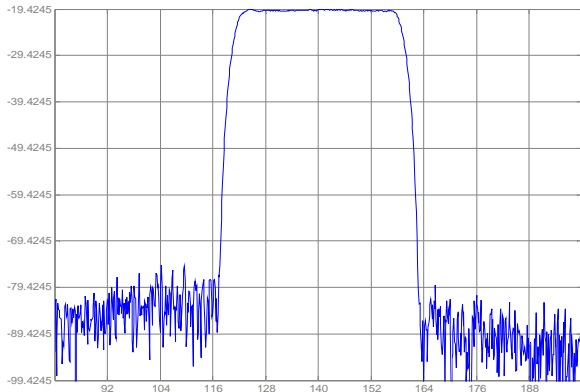


SIPAT Co., Ltd.
(CETC No. 26 Research Institute)
Nanping Huayuan Road No. 14
Chongqing, China, 400060

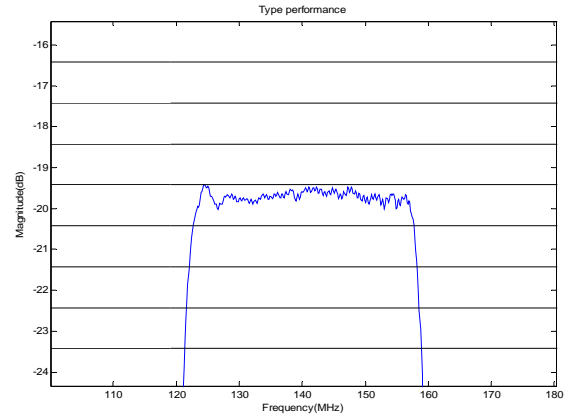
Part Number	SP LBN14008	
Rev. Date	2005-5-23	
Rev.	1.0	Page 2/3

Typical Performance

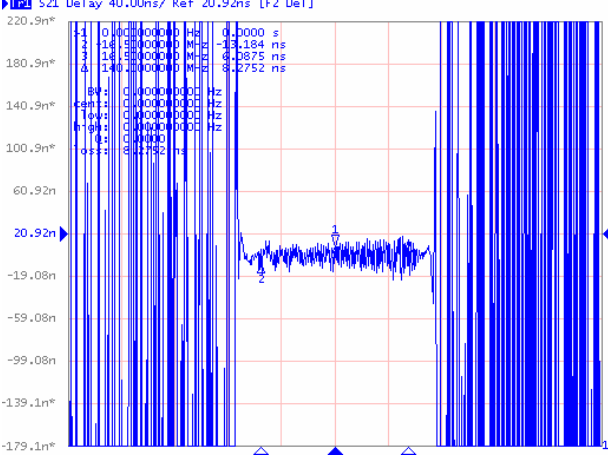
Frequency Respond



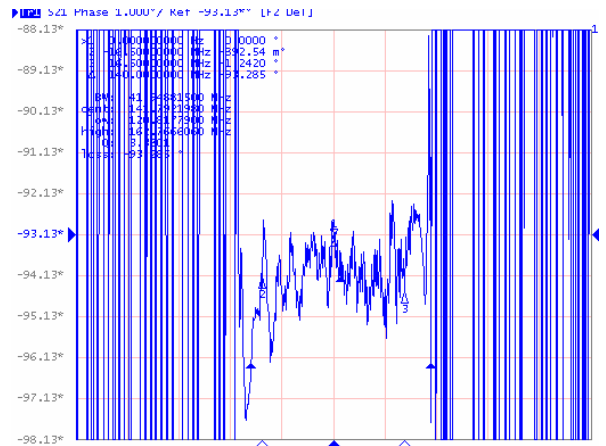
Passband Respond



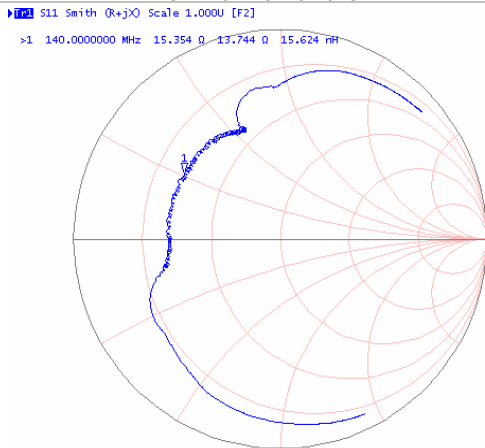
Group delay variation($f_0 \pm 16.5\text{MHz}$)



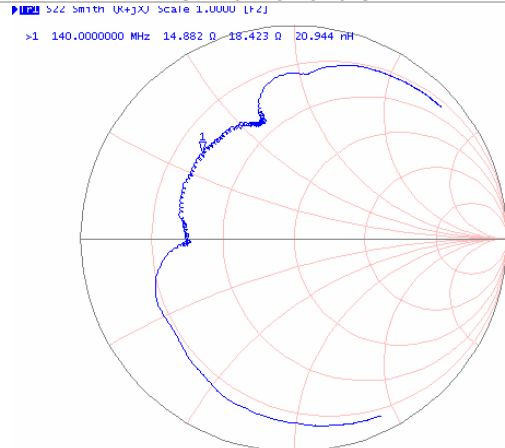
Phase Linearity($f_0 \pm 16.5\text{MHz}$)



Smith Chart S11



Smith Chart S22



SIPAT Co., Ltd.
(CETC No. 26 Research Institute)
Nanning Huayuan Road No. 14
Chongqing, China, 400060

Part Number

SP LBN14008

Rev. Date

2005-5-23

Rev.

1.0

Page 3/3