



TAI-SAW TECHNOLOGY CO., LTD.

No. 3, Industrial 2nd Rd., Ping-Chen Industrial District,
Taoyuan, 324, Taiwan, R.O.C.

TEL: 886-3-4690038 FAX: 886-3-4697532

E-mail: ttsales@mail.taisaw.com Web: www.taisaw.com

Approval Sheet For Product Specification

Issued Date: March, 12, 2008

Product Name: SAW Filter 2375MHz SMD 3.0X3.0 mm(BW=100MHz)

TST Parts No. :TA0819A

Customer Parts No.: _____

Company: _____
Division: _____
Approved by : _____
Date: _____

Checked by: _____ Paul Ni

Approval by: _____ Francis chen

Date: _____ 03, 12, 2008



TAI-SAW TECHNOLOGY CO., LTD.

No. 3, Industrial 2nd Rd., Ping-Chen Industrial District,
Taoyuan, 324, Taiwan, R.O.C.

TEL: 886-3-4690038 FAX: 886-3-4697532

E-mail: tstsales@mail.taisaw.com Web: www.taisaw.com

SAW Filter 2375MHz
MODEL NO.: TA0819A

REV. NO : 2.0

A. MAXIMUM RATING:

1. Input Power Level: 10 dB_m
2. DC voltage: 3 V
3. Operating Temperature: 0°C to +80°C
4. Storage Temperature: -40°C to +85°C

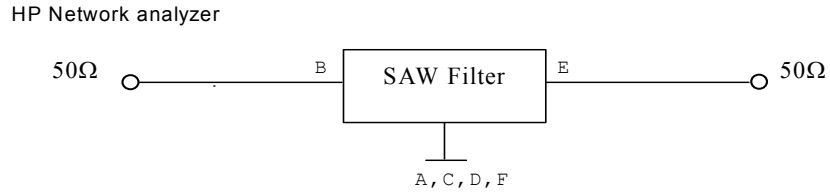
RoHS Compliant
Lead free
Lead-free soldering

B. ELECTRICAL CHARACTERISTICS:

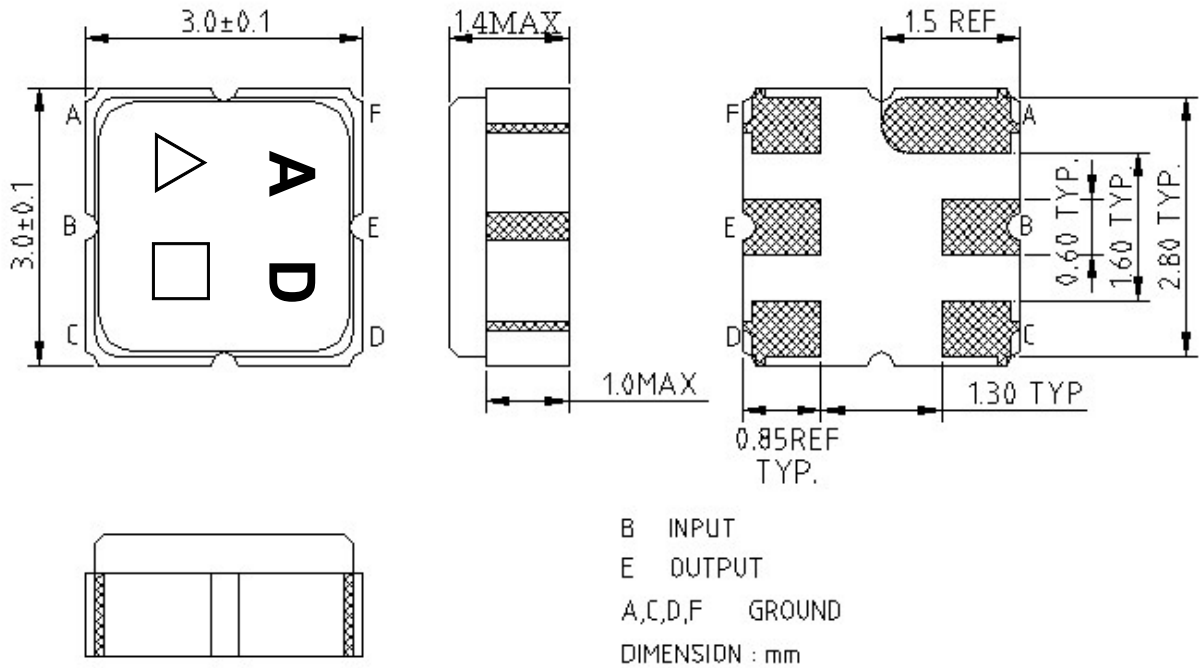
Item		Min.	Typ.	Max.
Center frequency	Fc MHz	-	2375	-
Insertion loss (2360 ~ 2390MHz)	IL dB	-	1.8	2.5
Insertion loss (2310 ~ 2360MHz)	IL dB	-	2.8	4.5
Insertion loss (2300 ~ 2310MHz)	IL dB	-	4.8	6.0
Insertion loss (2390 ~ 2400MHz)	IL dB	-	2.8	4.5
Amplitude ripple (2360~2390 MHz)	dB	-	0.6	1.0
Amplitude ripple (2310~2360 MHz)	dB	-	1.1	1.5
Amplitude ripple (2300~2310 MHz)	dB	-	1.7	2.5
Amplitude ripple (2390~2400 MHz)	dB	-	1.1	2.0
VSWR (2300~2400 MHz)			1.85	2.5
Attenuation (Reference level from 0 dB)				
D.C. ~ 2200 MHz	dB	23	29.5	-
2452 ~ 2472 MHz	dB	45	62	-
2472 ~ 4000 MHz	dB	30	35	-
Temperature Coefficient	Ppm/°C	-	-36	-
Source impedance	Zs Ω	-	50	-
Load impedance	ZL Ω	-	50	-

C. MEASUREMENT CIRCUIT:

50 Ohm Test circuit (single-ended / single-ended)



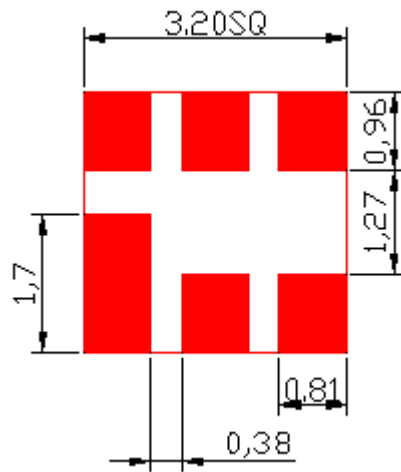
D.OUTLINE DRAWING:



△ : Year Code(2007→7,···2009→9)

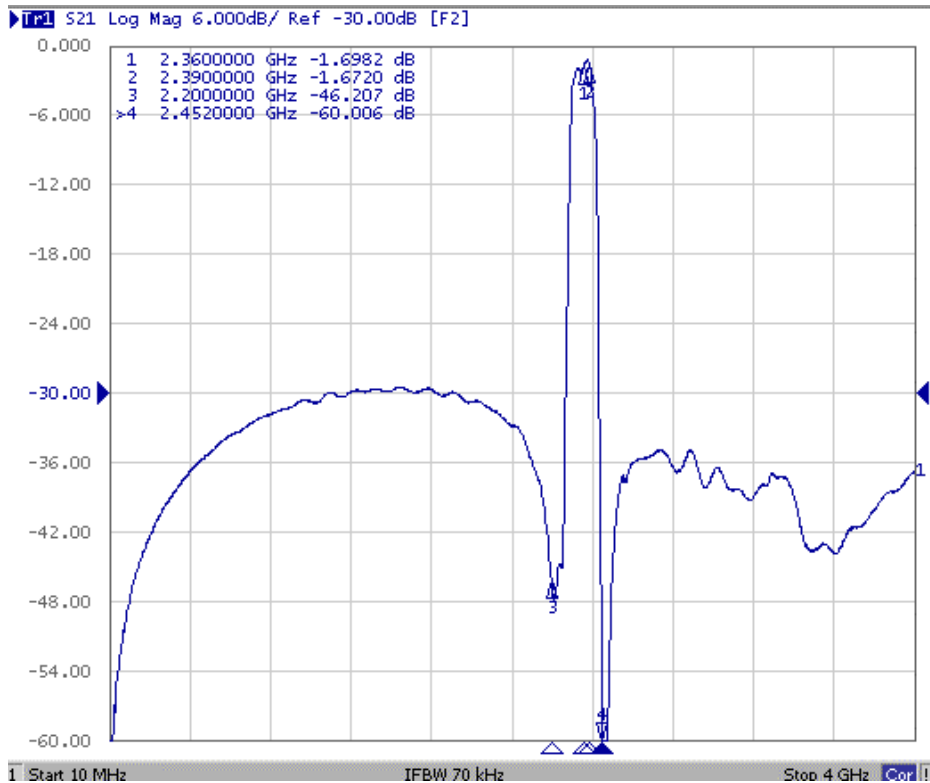
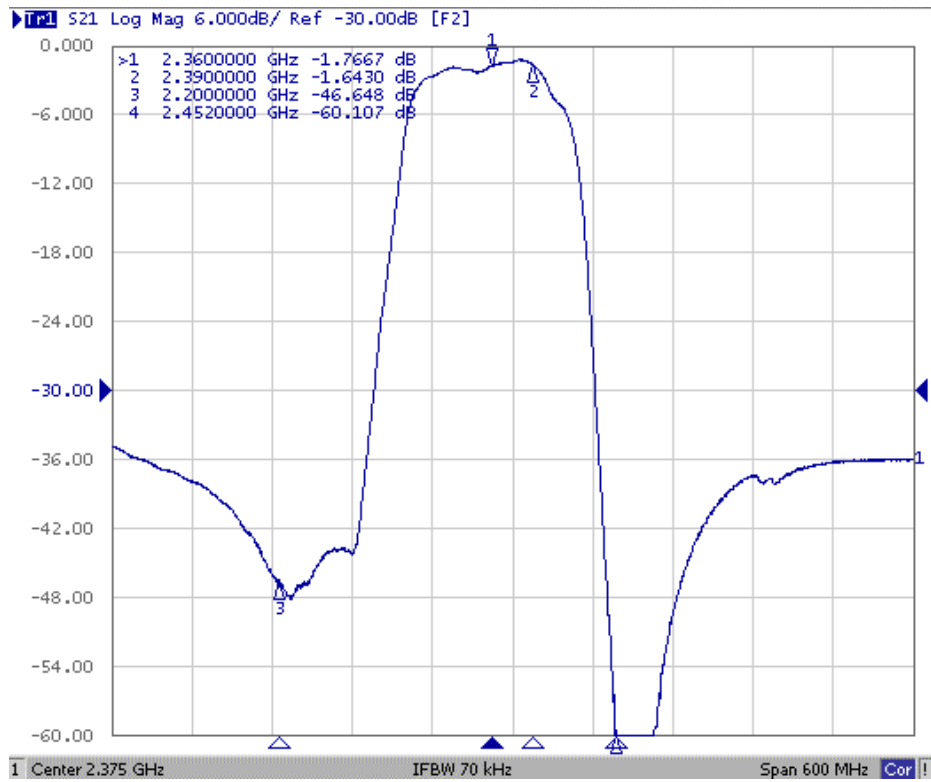
□ : Date Code(Follow the table from planner each year)

E. PCB Footprint :



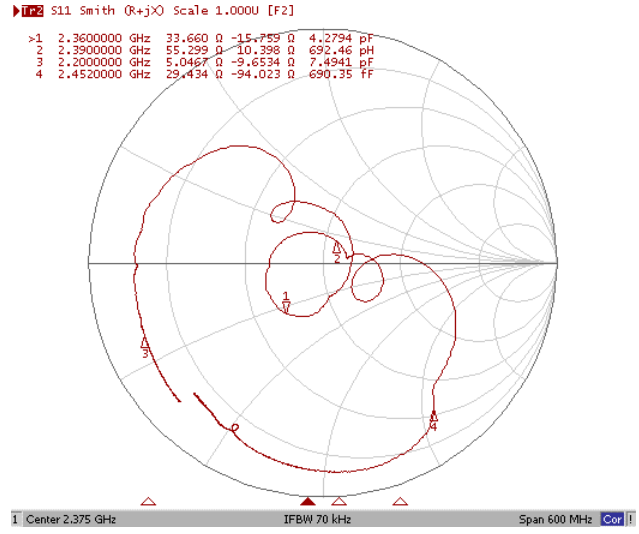
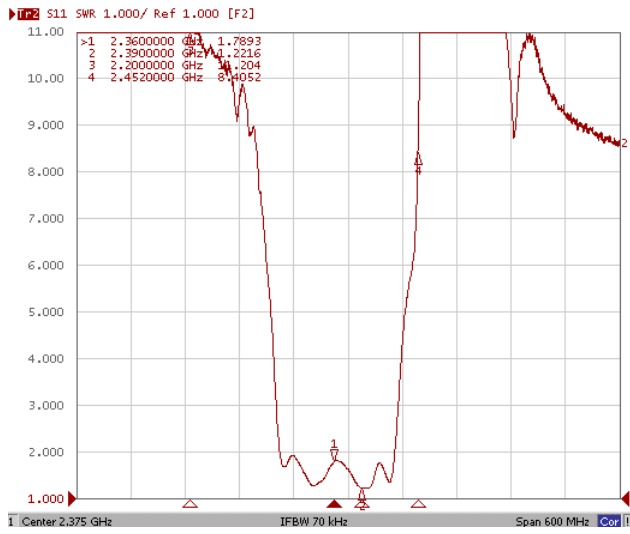
F. Frequency Characteristics :

Transfer function

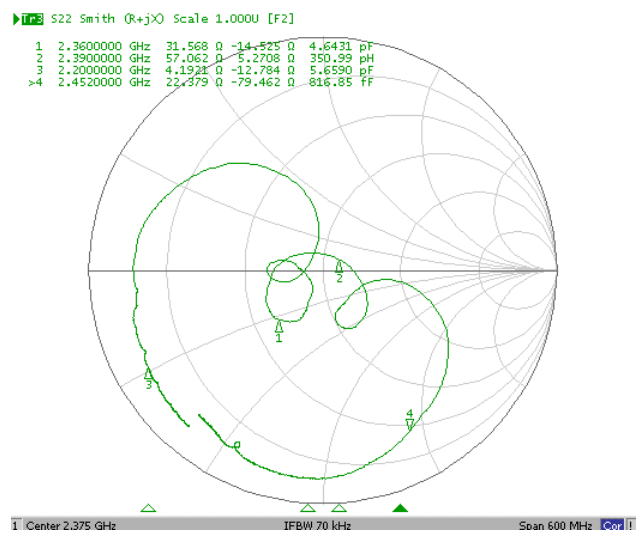
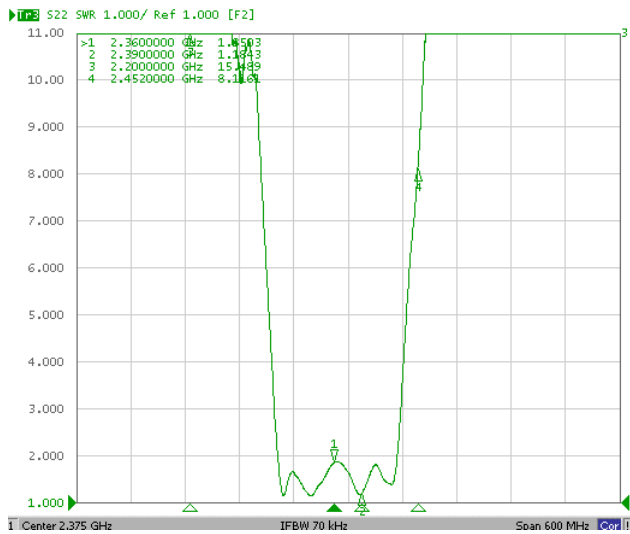


Reflection Functions :

S11

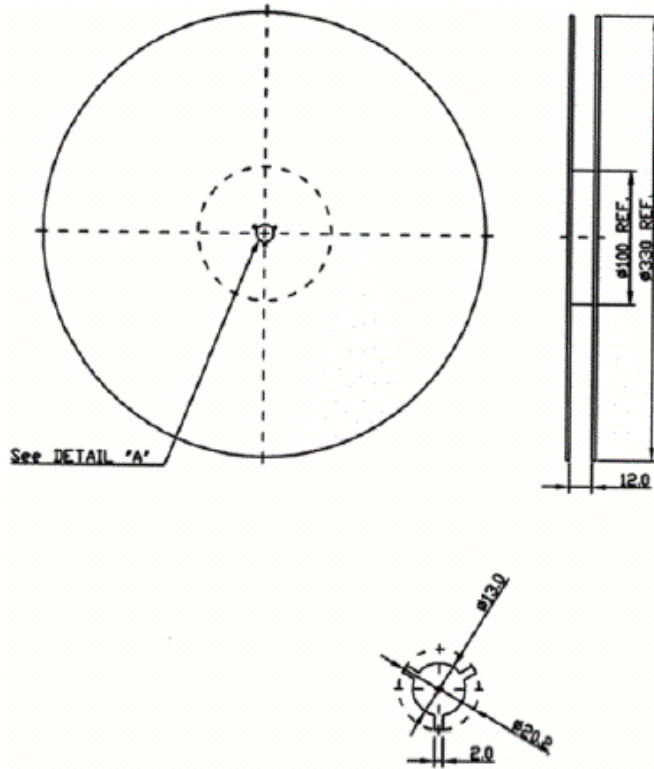


S22

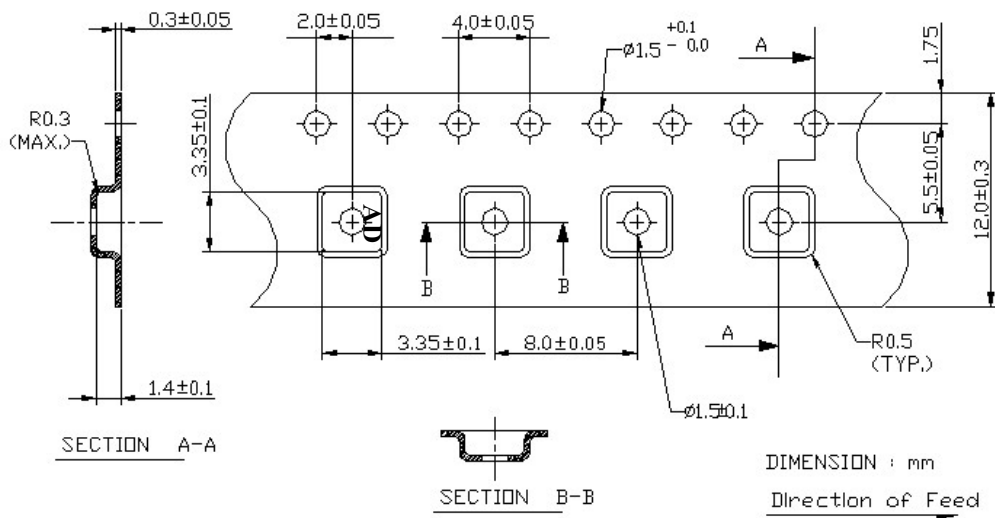


G. PACKING:

1. REEL DIMENSION



2. TAPE DIMENSION



H. RECOMMENDED REFLOW PROFILE:

