



Series 804 "Mighty Mouse" Push-Pull Quick-Disconnect

Series 804 Plug Connectors



Quick Disconnect These plugs snap securely into receptacle housings and release with a simple pull.

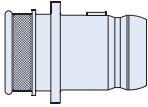
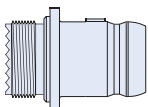
Two Keying Styles: A single master key provides fast mating in low-light situations, or specify three keys for more polarizing options.

Two Shell Styles: Integral platform for direct shield attachment using the *BAND-IT*® termination system, or an accessory thread for attaching a strain relief.

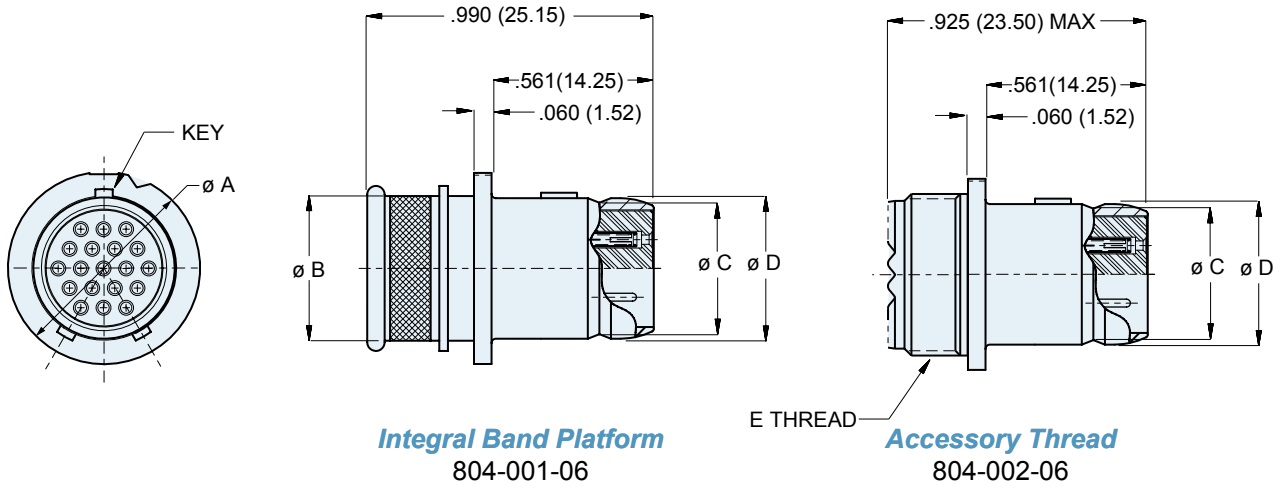
Series 804 Plug Connector

HOW TO ORDER

Sample Part Number

804-001	-06	M	9-19	S	
Series	Shell Style	Shell Material / Finish	Shell Size- Insert Arrangement	Contact Type	Shell Key Position
 804-001 Plug with Banding Platform	-06 Plug	C Aluminum / Black Anodize	5-3 3 #23 Contacts 6-1 1 #16 Contact 6-4 4 #23 Contacts 6-7 7 #23 Contacts 7-1 1 #12 Contact 7-10 10 #23 Contacts	P Pin	Omit for Single Master Key
		M Aluminum / Electroless Nickel	8-13 13 #23 Contacts 9-4 4 #16 Contacts 9-19 19 #23 Contacts		
 804-002 Plug with Accessory Thread		NF Aluminum / Cadmium with Olive Drab Chromate	10-26 26 #23 Contacts 12-2 2 #12 Contacts 12-37 37 #23 Contacts 14-55 55 #23 Contacts 15-85 85 #23 Contacts	S Socket	A Pos. A (Normal)
		ZN Aluminum / Zinc-Nickel with Olive Drab Chromate	15-85 85 #23 Contacts		
		ZNU Aluminum / Zinc-Nickel with Black Chromate	#23 contacts are packaged with connectors. #16 and #12 contacts must be ordered separately.	G Pin	B Pos. B
		Z1 Stainless Steel / Passivated		H Socket	C Pos. C
					D Pos. D

Series 804 Plug Connectors



DIMENSIONS									
Shell Size	Ø A		Ø B		Ø C		Ø D Max.		E Threads
	In.	mm.	In.	mm.	In.	mm.	In.	mm.	
5	.427	10.85	.246	6.25	.219	5.56	.250	6.35	.2500-32 UNEF-2A
6	.495	12.57	.286	7.26	.282	7.16	.313	7.95	.3125-32 UNEF-2A
7	.575	14.61	.390	9.91	.351	8.92	.383	9.73	.4375-28 UNEF-2A
8	.614	15.60	.442	11.23	.398	10.11	.429	10.90	.5000-28 UNEF-2A
9	.670	17.02	.500	12.70	.454	11.53	.486	12.34	.5625-24 UNEF-2A
10	.745	18.92	.564	14.33	.529	13.44	.563	14.30	.6250-24 UNEF-2A
12	.865	21.97	.650	16.51	.646	16.41	.676	17.17	.6875-24 UNEF-2A
14	.985	25.02	.805	20.45	.768	19.51	.800	20.32	.9375-20 UNEF-2A
15	1.041	26.44	.850	21.59	.828	21.03	.860	21.84	.9375-20 UNEF-2A

SERIES 804 PLUG KEY POSITIONS

	A°	B°
A	150°	210°
B	75°	210°
C	95°	230°
D	140°	275°