

DC-AC INVERTER UNIT

CXA-0373 (7.5 W DUAL OUTPUTS WITH DIMMING FUNCTION)


(PRELIMINARY INFORMATION)

DESCRIPTION :

This low profile DC to AC Inverter is developed for Dual lamps, low power LCD back-light.

APPLICABLE LCD:

- LTD121C30S (TMD)
- 6.4 to 15 inches Dual lamp type
- Lamp Voltage 630 Vrms
- Lamp Current 6.0 mArms
- Lamp Start Up Voltage 1.500 Vrms (Vin : 12.0 Vdc)



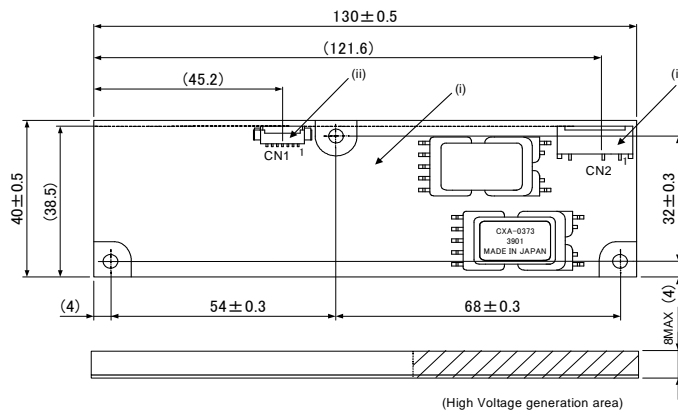
FEATURES :

- Dimming function
- Remote ON/OFF
- Open Lamp Detection

TEMPERATURE & HUMDITY :

- Operating Temperature Range 0°C ~ +60°C
- Storage Temperature Range -30°C ~ +85°C
- Humidity 95 %RH max

DIMENSIONS :



Unit : mm
Weight :23 (g) typ.

Note: Please use plastic screw in case of a non-insulating mounting base!

Components

No.	Part Discription	Qty.	Material	Note
1	PCB	1	ComPOSITE (CEM-3)	t=1mm
2	Connector CN1	1	53261-0790	JST or equal
3	Connector CN2	1	SM03(7-D1)B-BHS-1	JST or equal

Input side CN1:

Pin No.	Symbols	Ratings
CN 1-1~2	Vin	10.8~13.2 Vdc
CN 1-3~4	GND	
CN 1-5	Vrmt	0~0.4Vdc : Off 2.5~Vin : On
CN 1-6	Vst	0 / 5.0 Vdc
CN 1-7	Vbr / Rbr	0 ~ 2.5 Vdc / 0 ~ 50kΩ

Output side CN2

Pin No.	Symbols	Ratings
CN 2-1	Vhigh	540 Vrms (6.0 mArms)
CN 2-2	Vhigh	540 Vrms (6.0 mArms)
CN 2-3	N.C.	
CN 2-4	Vlow	(GND)

Power Systems – The Power Solution

Web: www.Power-Systems.de
Email: Info@Power-Systems.de

Address: Dörnet 8 ; 74360 Ilsfeld-Auenstein / Germany
Tel. : + 49 / 70 62 / 67 59 - 6
Fax: + 49 / 70 62 / 67 59 - 80

DC-AC INVERTER UNIT

CXA-0373 (7.5 W DUAL OUTPUTS WITH DIMMING FUNCTION)

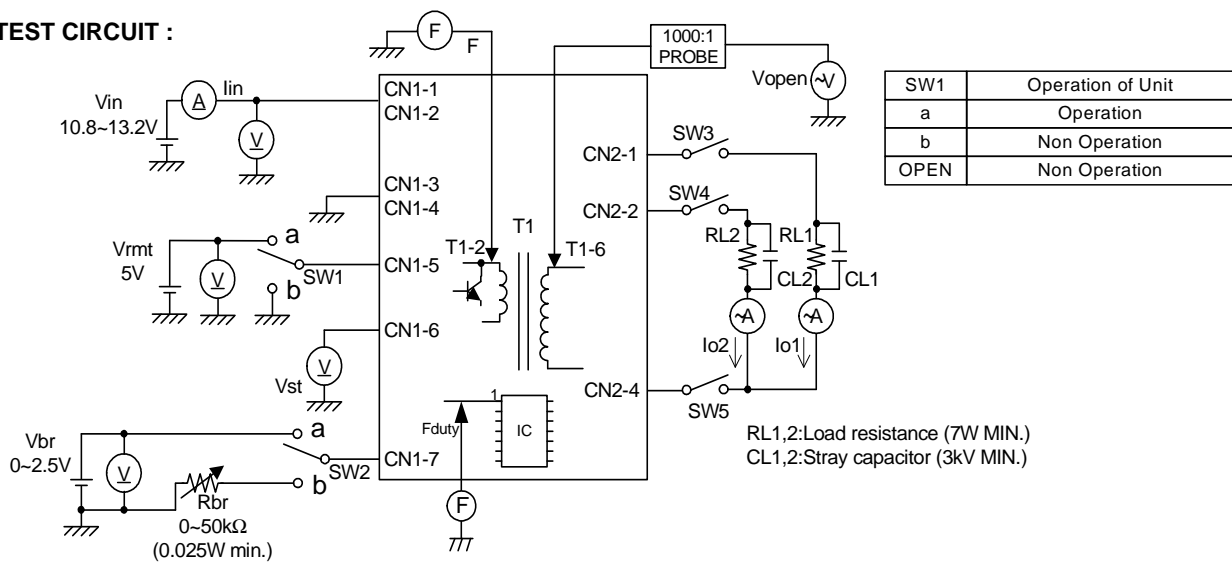
(PRELIMINARY INFORMATION)

ELECTRICAL CHARACTERISTICS :

Parameters	Symbols	Conditions				Specification			Unit	Note
		Vin (V)	Vrmt (V)	Vbr (V)	Tu (°C)	Min.	Typ.	Max.		
Output Current	lout1	12.0±1.2	5±0.25	0	0 ~ +60	5.3	6.0	6.7	m Arms	Max
Output Current	lout2	12.0±1.2	5±0.25	2.5	0 ~ +60	1.7	2.5	3.3	m Arms	Min
Input Current	lin1	12.0±1.2	5±0.25	0	0 ~ +60	-	0.7	1.0	Adc	
Frequency	F1	12.0±1.2	5±0.25	0	0 ~ +60	40	45	50	kHz	
Frequency (Duty)	F2	12.0±1.2	5±0.25	2.5	0 ~ +60	250	270	290	Hz	
Open Circuit Voltage	Vopen	10.8	5±0.25	0	0 ~ +60	1.400	1.500	-	Vrms	
Alarm Signal	Vst	12.0±1.2	5±0.25	0 ~ 2.5	0 ~ +60	4.5	5.0	5.5	Vdc	
		12.0±1.2	5±0.25	0 ~ 2.5	0 ~ +60	4.5	5.0	5.5	Vdc	
		12.0±1.2	5±0.25	0 ~ 2.5	0 ~ +60	-	0	0.5	Vdc	

Note 1 : Please keep minimum of 2mm clearance (all directions) between inverter high voltage area as marked on mechanical drawing and any conductors.

TEST CIRCUIT :



Power Systems – The Power Solution

Web: www.Power-Systems.de
Email: Info@Power-Systems.de

Address: Dörnet 8 ; 74360 Ilsfeld-Auenstein / Germany
Tel. : + 49 / 70 62 / 67 59 - 6
Fax: + 49 / 70 62 / 67 59 - 80