


D TYPE CONNECTOR HOOD

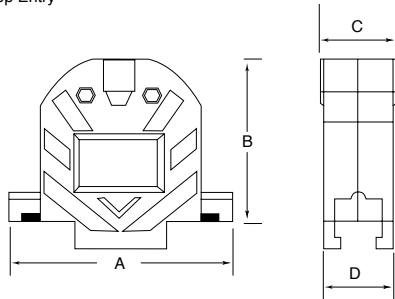
- Top or 45° Cable Entry
- Lightweight Construction
- Nickel Plated over Copper on ABS
- 9, 15, 25, 37 or 50* way
- *Top Entry Only

METALISED PLASTIC HOODS



OUTLINE DRAWING

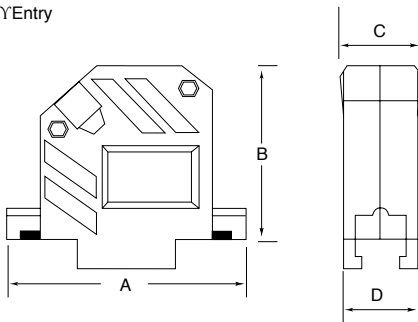
Top Entry



Shell	A	B	C	D
9 WAY	31.1	35.5	16.3	16.3
15 WAY	39.1	38.8	16.3	16.3
25 WAY	53.1	42.0	18.0	16.3
37 WAY	69.3	46.5	23.0	16.3
50 WAY	67.2	47.1	23.9	19.1

Dimension - mm

45Y Entry



Shell	A	B	C	D
9 WAY	31.1	37.2	16.3	16.3
15 WAY	39.1	40.6	16.3	16.3
25 WAY	53.1	44.1	18.0	16.3
37 WAY	69.3	45.7	22.4	16.3

Dimension - mm

ORDERING INFORMATION

DBC	D	MPH	09	Options
Dubilier Connectors	D style	Hood Style MPH = Metalised Plastic Hood MPH45 = Metalised Plastic Hood 45°	N° of Ways 09 = 9ways 15 = 15ways 25 = 25ways 37 = 37ways *50 = 50ways	Blank = Short Screw