
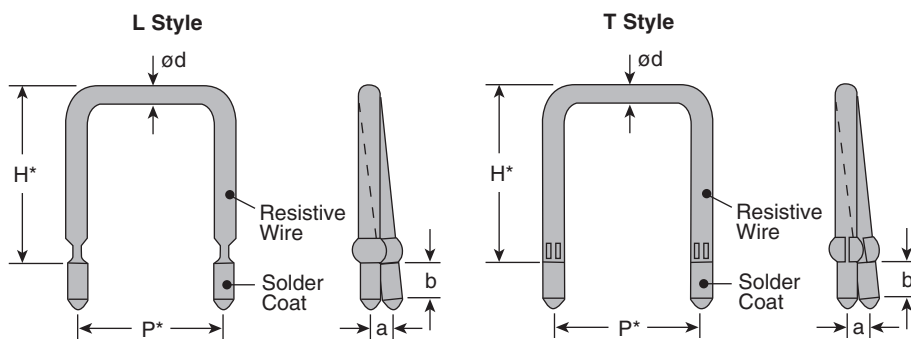


features

- The super low resistance ($3\text{m}\Omega \sim$) is suitable for high power current detection
- Pitches and heights adjustable according to mounting conditions
- All custom-made products
- Easy soldering
- Non-inductive type
- Products with lead-free terminations meet EU RoHS requirements



dimensions and construction



Size Code	Dimensions inches (mm)		
	a	b	ød
LR06D	.039 (1 Max.)	.118±.019 (3.0±0.5)	.024 (0.6)
LR07D	.039 (1 Max.)	.118±.019 (3.0±0.5)	.028 (0.7)
LR08D	.039 (1 Max.)	.118±.019 (3.0±0.5)	.031 (0.8)
LR09D	.039 (1 Max.)	.118±.019 (3.0±0.5)	.035 (0.9)
LR10D	.039 (1 Max.)	.118±.019 (3.0±0.5)	.039 (1.0)
LR11D	.039 (1 Max.)	.118±.019 (3.0±0.5)	.043 (1.1)
LR12D	.039 (1 Max.)	.118±.019 (3.0±0.5)	.047 (1.2)
LR13D	.039 (1 Max.)	.118±.019 (3.0±0.5)	.051 (1.3)
LR14D	.039 (1 Max.)	.118±.019 (3.0±0.5)	.055 (1.4)
LR15D	.039 (1 Max.)	.118±.019 (3.0±0.5)	.059 (1.5)
LR16D	.039 (1 Max.)	.118±.019 (3.0±0.5)	.063 (1.6)
LR18D	.039 (1 Max.)	.118±.019 (3.0±0.5)	.071 (1.8)
LR20D	.039 (1 Max.)	.118±.019 (3.0±0.5)	.079 (2.0)
LR23D	.039 (1 Max.)	.118±.019 (3.0±0.5)	.091 (2.3)
LR26D	.039 (1 Max.)	.118±.019 (3.0±0.5)	.102 (2.6)
LR29D	.039 (1 Max.)	.118±.019 (3.0±0.5)	.114 (2.9)

* Please consult with us about dimensions "P" and "H"

** T style is applied for the diameter of $\phi 2.0$ or above

ordering information

New Part #	LR	09	D	L	10	20L	J
Type							
Symbol		06~20: L-Style 20~29: T-Style					
Termination Material			D: SnAgCu				
Style				L T			
Insertion Pitch					Insertion Pitch		
Nominal Resistance						3 digits	
Resistance Tolerance							H: $\pm 3\%$ J: $\pm 5\%$

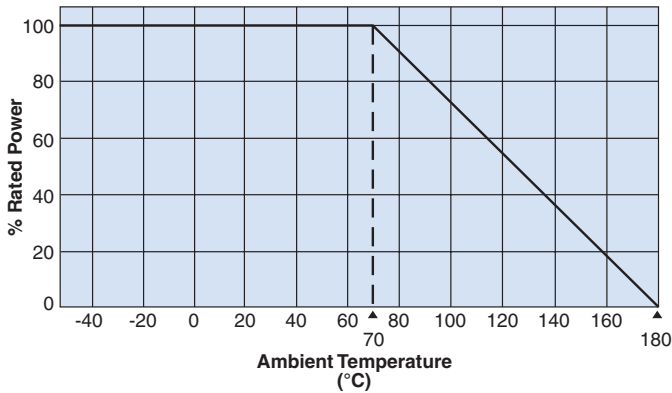
applications and ratings

Part Designation	Symbol	Maximum Current Rating (A)	Resistance Range	Resistance Tolerance	T.C.R. (ppm/°C) Max.	Rated Ambient Temperature	Operating Temperature Range
LR06D	06	3.0	50m - 100mΩ	H: ±3% J: ±5%	±100	+70°C	-40°C to +180°C
LR07D	07	4.0	30m - 70mΩ				
LR08D	08	4.5	20m - 50mΩ				
LR09D	09	5.0	20m - 40mΩ				
LR10D	10	5.5	15m - 30mΩ				
LR11D	11	6.0	15m - 20mΩ				
LR12D	12	7.0	10m - 20mΩ				
LR13D	13	7.5	10m - 20mΩ				
LR14D	14	8.0	10m - 20mΩ				
LR15D	15	9.0	10m - 20mΩ				
LR16D	16	9.5	10m - 15mΩ				
LR18D	18	11	5m - 10mΩ				
LR20D	20	12	5m - 10mΩ				
LR23D	23	14	3m - 10mΩ				
LR26D	26	18	3m - 5mΩ				
LR29D	29	21	3m - 5mΩ				

* Other resistances are also available on request.

environmental applications

Derating Curve



Performance Characteristics

Parameter	Requirement Δ R		Test Method
	Limit	Typical	
Resistance	Within specified tolerance	—	25°C
T.C.R.	Within specified T.C.R.	—	Room temp. +100°C UP
Resistance to Soldering Heat	±2.0%	±1.6%	350°C ± 10°C, 3 seconds
Moisture Resistance	±3.0%	±2.7%	Power rating x 1/10, 40°C, 90% - 95% RH, 1000 hours, 1.5 hr ON, 0.5 hr OFF cycle
Endurance at 70°C	±5.0%	±3.0%	Rated voltage, 70°C, 1000 hours 1.5 hr ON, 0.5 hr OFF cycle

Specifications given herein may be changed at any time without prior notice. Please confirm technical specifications before you order and/or use.

2/08/08