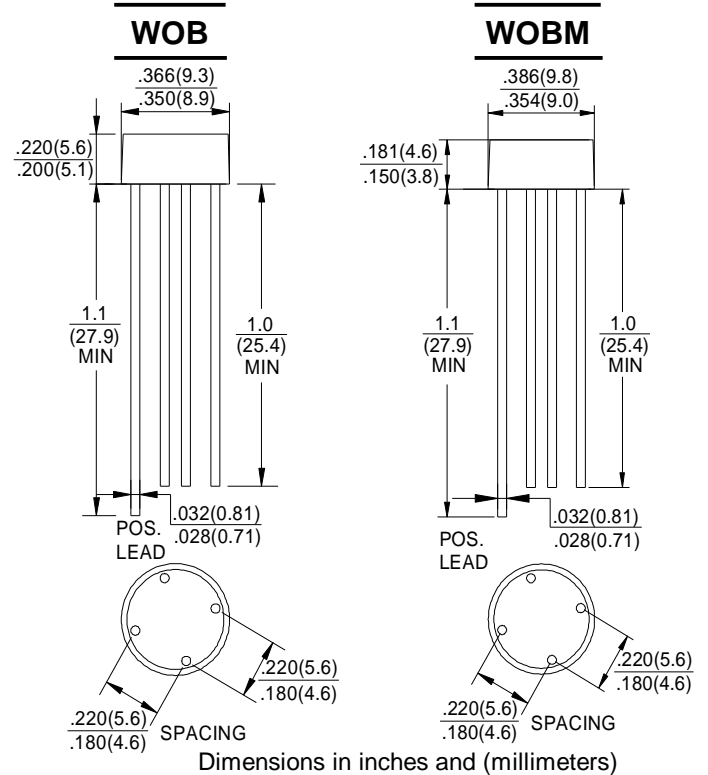


SILICON BRIDGE RECTIFIERS

REVERSE VOLTAGE - 50 to 1000Volts
 FORWARD CURRENT - 1.5 Amperes

FEATURES

- Surge overload rating -50 amperes peak
- Ideal for printed circuit board
- Reliable low cost construction utilizing molded plastic technique results in expensive product
- Mounting position :Any



MAXIMUM RATINGS AND ELECTRICAL CHARACTERISTICS

Rating at 25°C ambient temperature unless otherwise specified.

Single phase, half wave ,60Hz, resistive or inductive load.

For capacitive load, derate current by 20%

CHARACTERISTICS	SYMBOL	W005	W01	W02	W04	W06	W08	W10	UNIT
		W005M	W01M	W02M	W04M	W06M	W08M	W10M	
Maximum Recurrent Peak Reverse Voltage	V _{RRM}	50	100	200	400	600	800	1000	V
Maximum RMS Voltage	V _{RMS}	35	70	140	280	420	560	700	V
Maximum DC Blocking Voltage	V _{DC}	50	100	200	400	600	800	1000	V
Maximum Average Forward Rectified Current @T _A =25°C	I _(AV)	1.5							A
Peak Forward Surge Current ,8.3m Single 8.3ms Single Half Sine-Wave Super Imposed on Rated Load	I _{FSM}	50							A
I ² t Rating for Fusing (t<8.3ms)	I ² t	5.0							A ² t
Maximum Forward Voltage Drop Per Element at 1.5A Peak	V _F	1.1							V
Maximum Reverse Current at Rated DC Blocking Voltage Per Element	I _R	10.0							uA
		1.0							mA
Operating Temperature Range	T _J	-55 to +125							°C
Storage Temperature Range	T _{STG}	-55 to +125							°C

FIG. 1 - MAXIMUM FORWARD SURGE CURRENT

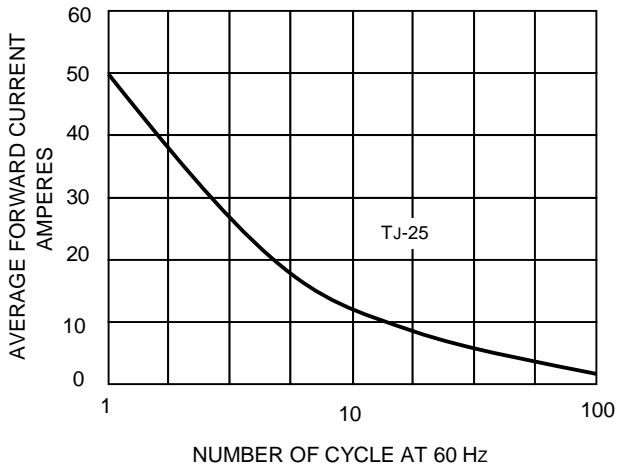


FIG.1-DERATING CURVE
 OUTPUT RECTIFIED CURRENT

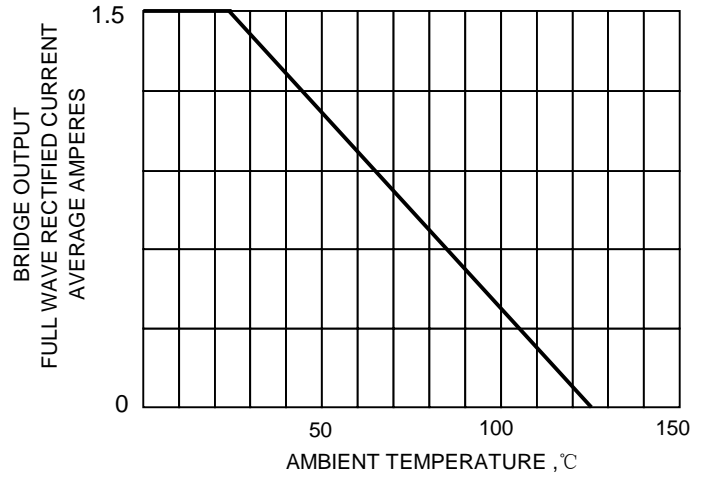


FIG.3-TYPICAL FORWARD
 CHARACTERISTICS

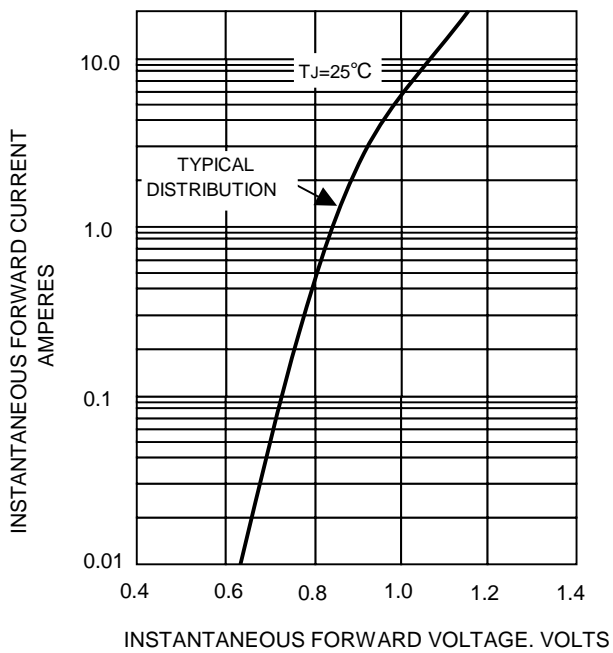


FIG.4-TYPIACL REVERSE
 CHARACTERISTICS

