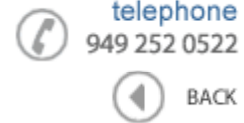



**Data Sheet**

Product Category: IF SAW Filter

Part Number
838-IF75.0M-FPackage
38.0 x 25.0 Thru HoleApplication
Base Station & RepeaterLast Modified
May 24 2003**TYPE :**

75.0 MHz Bandpass Filter

19.0 MHz Bandwidth

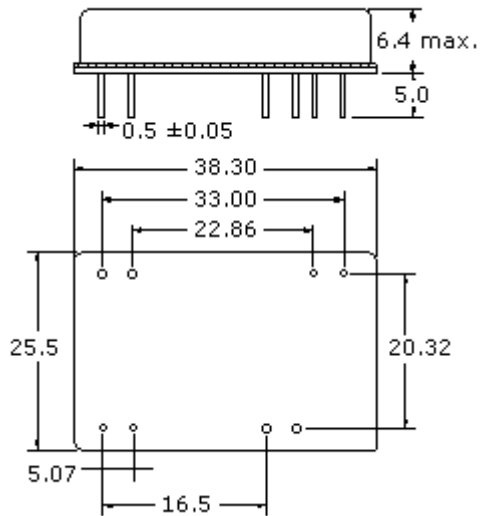
PART NUMBER :**838-IF75.0M-F****OPERATING CONDITIONS / ELECTRICAL CHARACTERISTICS**

PARAMETERS	Minimum	Typical	Maximum	Units
Center Frequency	-	75.00	-	MHz
Insertion Loss	-	24.50	26.0	dB
1dB Bandwidth	18.70	18.85	-	MHz
3dB Bandwidth	19.00	19.17	-	MHz
18dB Bandwidth	-	19.95	20.10	MHz
33dB Bandwidth	-	20.28	20.40	MHz
50dB Bandwidth	-	20.48	20.70	MHz
Passband Ripple	-	0.65	1.0	dB
Group Delay Variation	-	50	100	nsec
Ultimate Rejection	50	55	-	dB
Absolute Delay	-	2.87	-	µsec
Ambient Temperature	-	25	-	°C

* Custom SAW IF Filters available. Contact Oscilent for assistance.

PACKAGE OUTLINE (mm)**TEST FIXTURE**

Contact Oscilent for Test Fixture Details



Oscilent Corporation - CALL **949.252.0522**

Part No.: 838-IF75.0M-F

17962 Sky Park Circle, Building D, Irvine, CA 92614, USA
Fax: 949.252.0599, E-Mail: Sales@Oscilent.com

Crystal Oscillators | Quartz Crystal | TCXO | VCXO | IF SAW Filter | RF SAW Filter | Ceramic Resonator
Crystal Filter | Ceramic Filter | SAW Filter / SAW Devices | Site Map