



CHENMKO ENTERPRISE CO.,LTD

CH551H-30PT

SURFACE MOUNT

SCHOTTKY BARRIER DIODE

VOLTAGE 30 Volts CURRENT 0.5 Ampere

Lead free devices

APPLICATION

* Low power rectification

FEATURE

- * Small surface mounting type. (SC-76/SOD-323)
- * Ultra low VF. (VF=0.41V Typ. at 0.5A)
- * High reliability

CONSTRUCTION

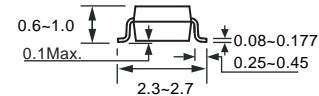
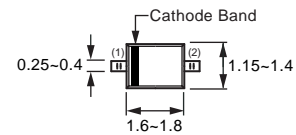
* Silicon epitaxial planar

MARKING

* K



SC-76/SOD-323



Dimensions in millimeters

SC-76/SOD-323

CIRCUIT



MAXIMUM RATINGS (At TA = 25°C unless otherwise noted)

| RATINGS | SYMBOL | CH551H-30PT | UNITS |
|--|--------|-------------|-------|
| Maximum Recurrent Peak Reverse Voltage | VRRM | 30 | Volts |
| Maximum RMS Voltage | VRMS | 21 | Volts |
| Maximum DC Blocking Voltage | VDC | 20 | Volts |
| Maximum Average Forward Rectified Current | Io | 0.5 | Amps |
| Peak Forward Surge Current at 8.3 mSec single half sine-wave | IFSM | 2.0 | Amps |
| Typical Junction Capacitance between Terminal (Note 1) | CJ | 15 | pF |
| Maximum Operating Temperature Range | TJ | +125 | °C |
| Storage Temperature Range | TSTG | -40 to +125 | °C |

ELECTRICAL CHARACTERISTICS (At TA = 25°C unless otherwise noted)

| CHARACTERISTICS | SYMBOL | CH551H-30PT | UNITS |
|---|--------|-------------|-------|
| Maximum Instantaneous Forward Voltage at If(1)= 100mA | VF(1) | 0.36 | Volts |
| Maximum Instantaneous Forward Voltage at If(2)= 500mA | VF(2) | 0.47 | Volts |
| Maximum Average Reverse Current at VR= 20V | IR | 100 | uAmps |

NOTES : 1. Measured at 1.0 MHz and applied reverse voltage of 10.0 volts.
2. ESD sensitive product handling required.

RATING CHARACTERISTIC CURVES (CH551H-30PT)

FIG. 1 - FORWARD CHARACTERISTICS

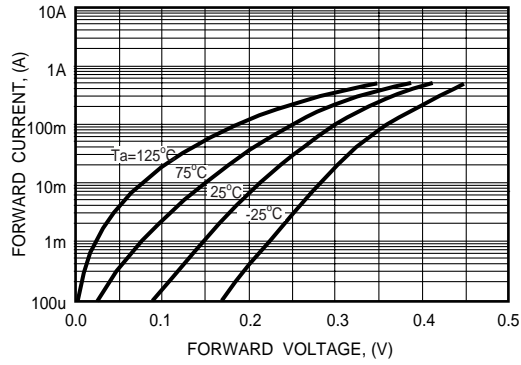


FIG. 2 - REVERSE CHARACTERISTICS

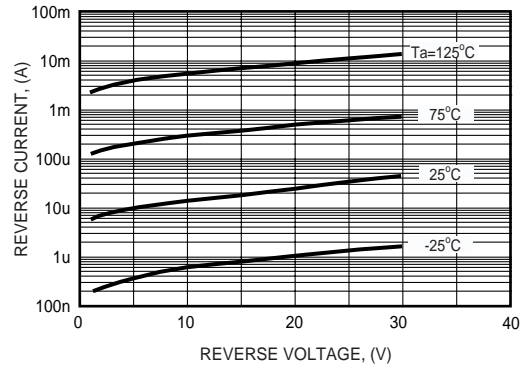


FIG. 3 - TYPICAL JUNCTION CAPACITANCE

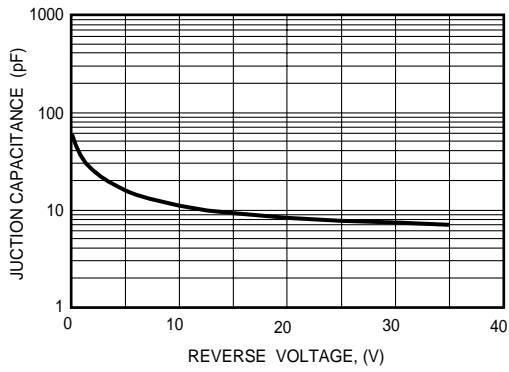


FIG. 4 - TYPICAL FORWARD CURRENT DERATING CURVE

