



SPECIFICATION

PART NO. 020180MHAB4M401ZA

DESCRIPTION. RJ45+STACK USB W/LED & TRANSFORMER

CUSTOMER. _____

REV. : PB

REV. DATE : 2006 / Jul / 11

	APPROVED	CHECKED	PREPARED
NAME	Kenny Chen	Bryant Tu	Nicole Lee

實盈股份有限公司

SUYIN CORPORATION

TAIWAN HEAD OFFICE :

NO. 377.Fu-The First Re., His-Chih,
Taipei Hsien, Taiwan, R.O.C.
TEL : (886) 2-2694-7697 (Rep)
FAX : (886) 2-2694-8407 2694-8047
E-mail : Lesley@suyin.com.tw

SUYIN ELECTRONICS (DONGGUAN) CO., LTD.

Suyin Road, San Zhong,
Qing Xi Town, Dongguan City,
TEL : (886) 2-2694-7697 (Rep)
FAX : (886) 2-2694-8407 2694-8047
E-mail : kevin@suyin.com.tw

HONG KONG BRANCH OFFICE :

TEL : (852) 2-559-6017
FAX : (852) 2-5596461
E-mail : suyin@netvigtor.com

KOREA BRANCH OFFICE :

TEL : (82) 2-559-6017
FAX : (82) 2-5596461
E-mail : yang@sdint.co.kr

GERMANY BRANCH OFFICE :

TEL : (+49) 0-8561/238-8880
FAX : (+49) 0-8561/238/8888
E-mail : mail@suyin.de

JAPAN BRANCH OFFICE :

TEL : (81) 45-266-2488
FAX : (81) 45-266-2489
E-mail : kanashiro@suyinjapan.com

SINGAPOER BRANCH OFFICE :

90 Lorong 23 Geylang #02-01/02/03 Yong
DA Industrial Building Singapore 388393
TEL : (65) 6256-6481
FAX : (65) 6256-6483
E-mail : alice@suyin.com.sg

U.S.A BRANCH OFFICE :

TEL : (1) 714-750-0378
FAX : (1) 714-750-0379
E-mail : steven@suyinusa.com

ISRAEL BRANCH OFFICE :

TEL : (1) 714-750-0378
FAX : (1) 714-750-0379
E-mail : sales@suyin.co.il

SUYIN CORPORATION

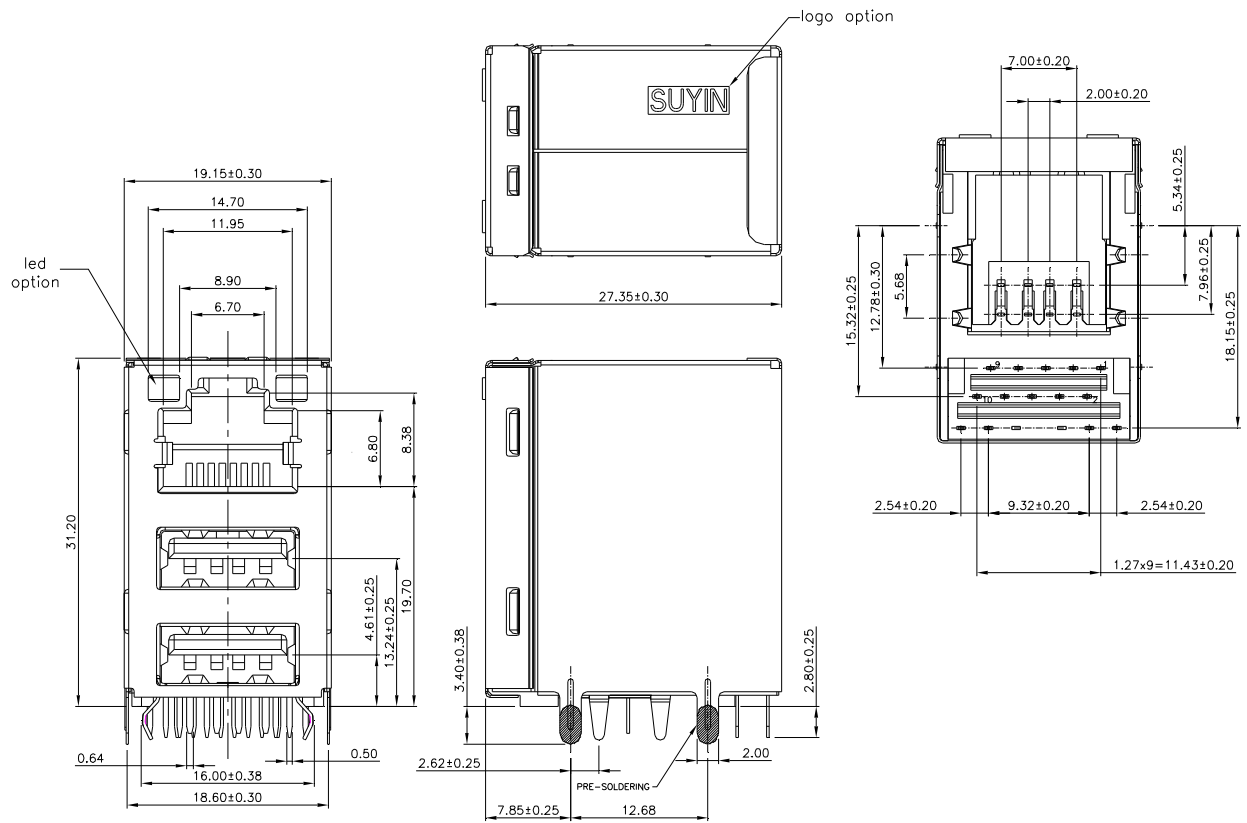
SPECIFICATION

DOCUMENT NO.: 020180MHAB4M401ZA
 SUYIN P/N. : 020180MHAB4M401ZA
 CUSTOMER P/N. :

DESC. : RJ45+ STACK USB W/ LED &
 TRANSFORMER

2 MECHANICAL DIMENSIONS

2-1 Dimensions



General Tolerance : 0~10mm: ±0.10
 10~30mm: ±0.20
 30~ mm : ±0.30

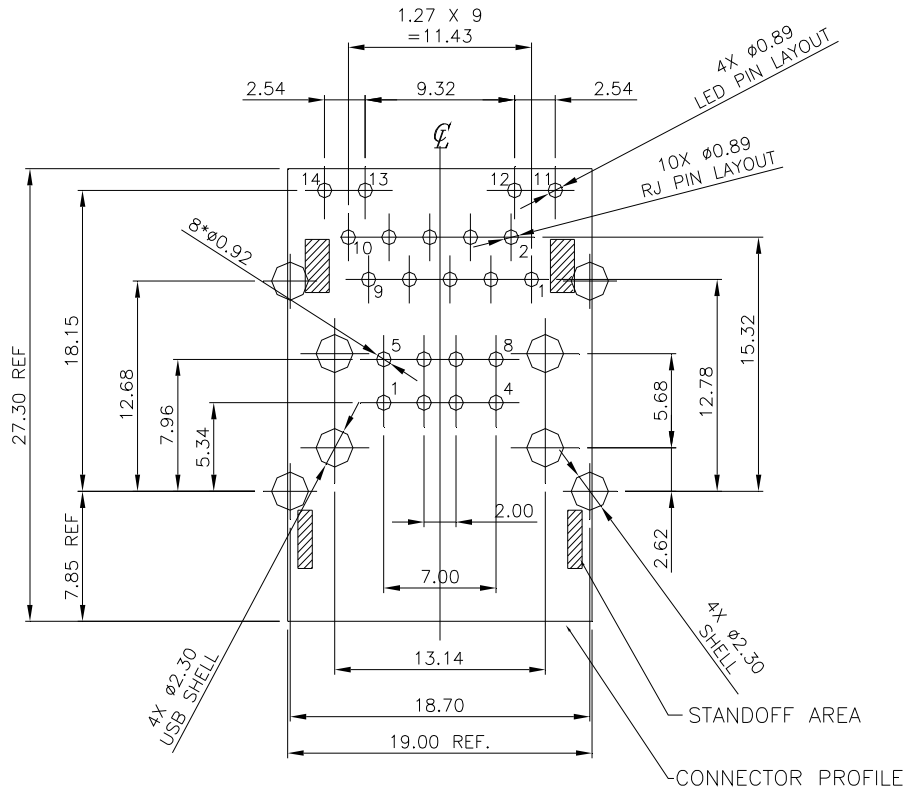
SUYIN CORPORATION

SPECIFICATION

DOCUMENT NO.: 020180MHAB4M401ZA
 SUYIN P/N. : 020180MHAB4M401ZA
 CUSTOMER P/N. :

DESC. : RJ45+ STACK USB W/ LED &
 TRANSFORMER

2-2 PCB Layout



RECOMMENDED PCB LAYOUT
 COMPONENT SIDE PCB THICKNESS : 1.60mm
 ALL DIMENSION TOLERANCE ARE ± 0.05 UNLESS OTHERWISE SPECIFIED

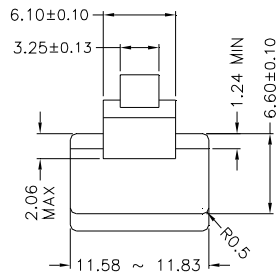
SUYIN CORPORATION

SPECIFICATION

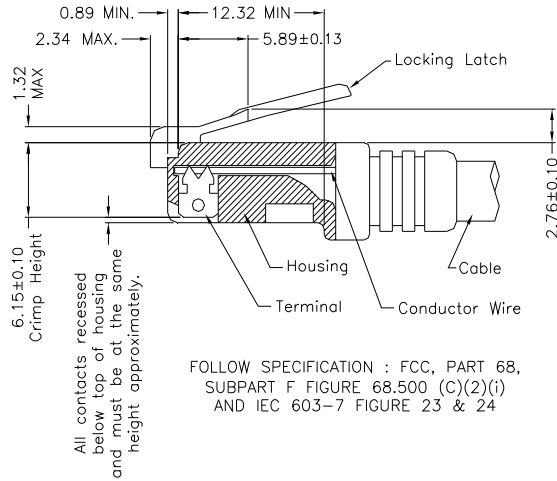
DOCUMENT NO.: 020180MHAB4M401ZA
 SUYIN P/N. : 020180MHAB4M401ZA
 CUSTOMER P/N. :

DESC. : RJ45+ STACK USB W/ LED &
 TRANSFORMER

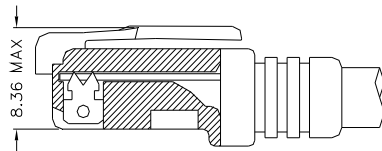
3 RECOMMEND RJ PLUG SPECIFICATION



- * There must be no damage to housing or locking latch. There must be no nicks or cuts in cable.
- * Durability : 750 cycles generally

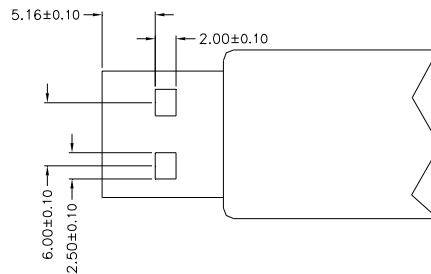
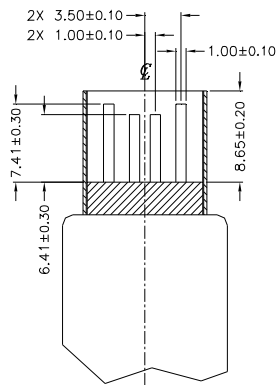
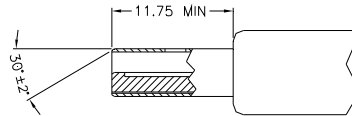
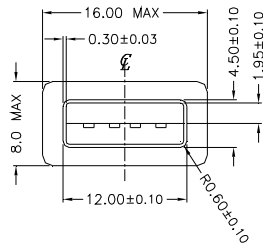


FOLLOW SPECIFICATION : FCC, PART 68,
 SUBPART F FIGURE 68.500 (C)(2)(i)
 AND IEC 603-7 FIGURE 23 & 24



FOLLOW SPECIFICATION : FCC, PART 68, SUBPART F
 FIGURE 68.500 (C)(2)(ii)

4 RECOMMEND USB PLUG SPECIFICATION



FOLLOW SPECIFICATION :
 Universal Series Bus
 Figure 6-9. USB Series A Plug
 Interface Drawing

SUYIN CORPORATION

SPECIFICATION

DOCUMENT NO.: 020180MHAB4M401ZA
SUYIN P/N. : 020180MHAB4M401ZA
CUSTOMER P/N. :

DESC. : RJ45+ STACK USB W/ LED &
TRANSFORMER

5 MATERIAL SPECIFICATION

5-1 RoHS Compliance per EU Directive 2002/95/EC

5-2 Plastic Housings:

- A. RJ Housing: PBT, UL 94V-0, Black
- B. USB Housing: PBT, UL94V-0, Black
- C. Spacer: PBT, UL94V-0, Black
- D. Transformer Housing: Phenolic, UL94V-0, Black

5-3 Terminals:

- A. RJ Contacts: Phosphor Bronze
- B. RJ Solder Pins: Brass
- C. LED Solder Pins: Brass
- D. USB Contacts & Solder Pins: Phosphor Bronze

5-4 Shields:

- A. Front and Back Shield: Stainless Steel
- B. USB Shield: Brass

5-5 Plating:

- A. RJ Contacts: As P/N specified
- B. RJ Solder Pins: 100u" min. Matte Tin over 50u" Nickel under-plating
- C. LED Solder Pins: 100u" min. Matte Tin over 50u" Nickel under-plating
- D. USB Contact & Solder Pins: Selected GF/ Matte Tin plating over 50u" Nickel under-plating
- E. Shield Grounding Legs: Pre-soldering, Sn/ Ag/ Cu (96.5/ 3/ 0.5)
- F. USB Shield: 100u" min. Tin over 50u" Nickel under-plating

5-6 PCB: FR-4, Two Layer PCB

5-7 Internal Solder Joints: Sn/ Ag/ Cu (96.5/ 3/ 0.5)

SUYIN CORPORATION

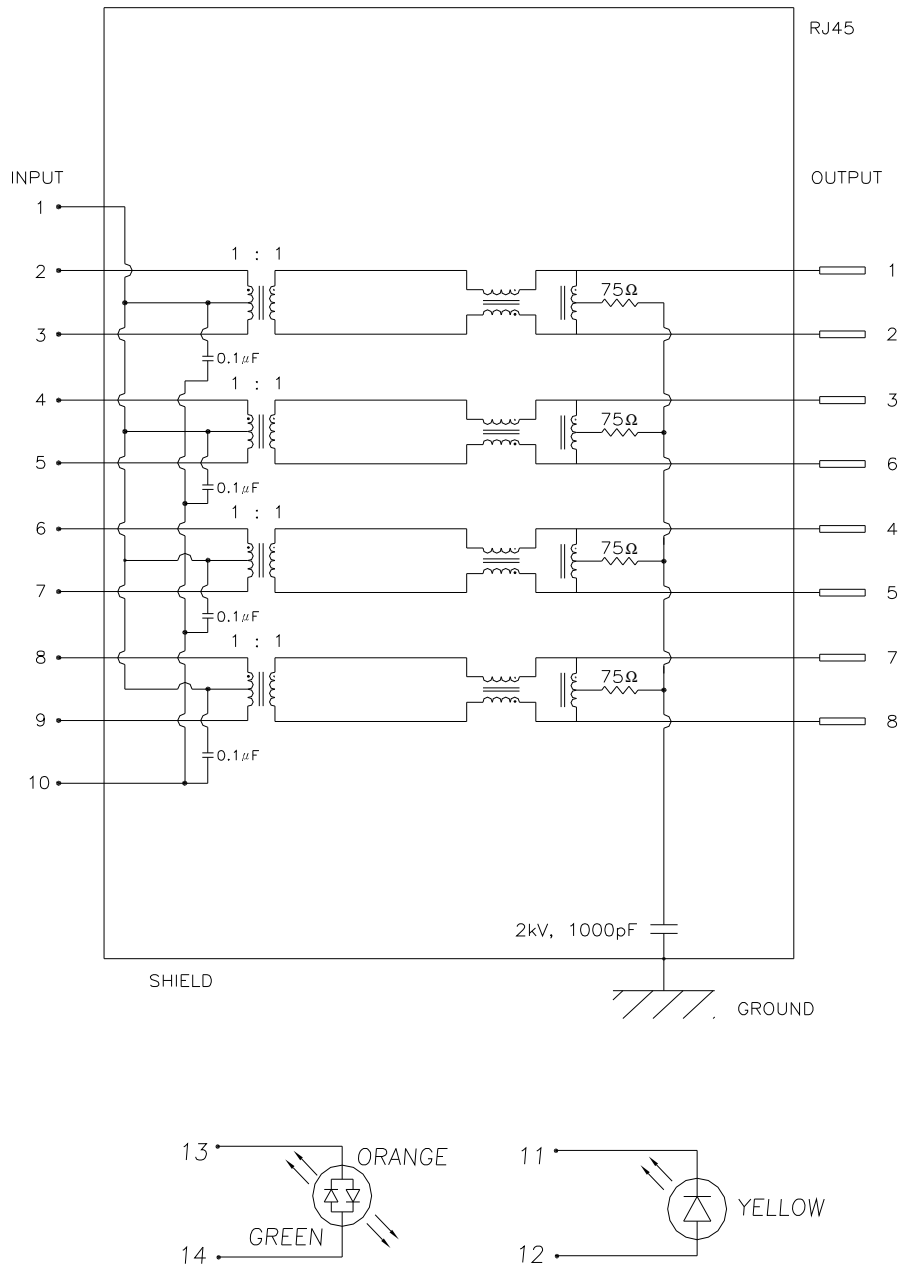
SPECIFICATION

DOCUMENT NO.: 020180MHAB4M401ZA
 SUYIN P/N. : 020180MHAB4M401ZA
 CUSTOMER P/N. :

DESC. : RJ45+ STACK USB W/ LED &
 TRANSFORMER

6 ELECTRICAL CHARACTERISTICS

6-1 Schematic



SUYIN CORPORATION

SPECIFICATION

DOCUMENT NO.: 020180MHAB4M401ZA
SUYIN P/N. : 020180MHAB4M401ZA
CUSTOMER P/N. :

DESC. : RJ45+ STACK USB W/ LED &
TRANSFORMER

6-2 Transmitter & Receiver Filter:

Insertion Loss (dB MAX)	Return Loss at 100Ω (dB MIN)			
	1~30MHz	30~60MHz	60~80MHz	80~100MHz
1~125MHz -1.2	-18	-16	-12	-10

6-3 Common Mode Rejection @ 1~100 MHz: -30dB MIN

6-4 Cross Talk @ 1~100 MHz: -25dB MIN

6-5 Inductance @ 100KHz/ 0.1V, 8mA DC BIAS: 350μH MIN

6-6 HiPot Test: 1500Vrms, 60sec

6-7 LED:

Forward Voltage (V) @ 20mA	
Typical	MAX
2.2	2.6

7 OPERATING & TEST REQUIRMENTS

Product is designed to meet electrical, mechanical and environmental performance requirements specified below. All tests are performed at ambient environmental conditions per MIL-STD-1344A and EIA-364 unless otherwise specified

7-1 Operating Temperature Range: 0°C TO +70°C

7-2 Storage Temperature: -40°C to 85°C

7-3 USB module complies with USB 2.0 standards

7-4 USB Ratings

1. Insulation Resistance: 1000 M Ohm(MIN)
2. Contact Resistance : 25 m Ohm(MAX)
2. Dielectric Withstanding Voltage: 750 VAC

SUYIN CORPORATION

SPECIFICATION

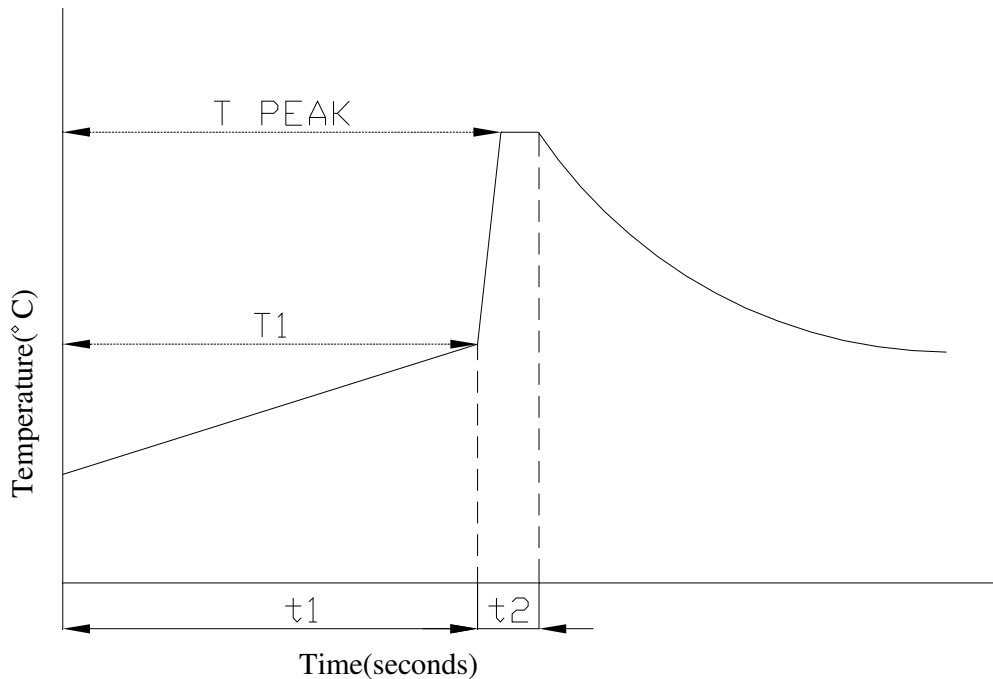
DOCUMENT NO.: 020180MHAB4M401ZA
SUYIN P/N. : 020180MHAB4M401ZA
CUSTOMER P/N. :

DESC. : RJ45+ STACK USB W/ LED &
TRANSFORMER

8 STORAGE REQUIRMENTS

All products shall be packaged against any physical damage and corrosion during shipment or in storage.

9 RECOMMEND WAVE SOLDERING PROFILE



PARAMETER	REFERENCE	LEAD FREE SPECIFICATION
PREHEAT TEMPERATURE GRADIENT		+1~4°C/sec
PREHEAT TIME	t_1	2~3 MIN
PREHEAT TEMPERATURE	T_1	>100°C
SOLDER POT TEMPERATURE	T PEAK	260°C±5°C
DWELL TIME	t_2	3.5 SEC
PEAK BOARD TOP TEMPERATURE		190°C
COOLING TEMPERATURE GRADIENT		-6°C/SEC MAX.