

KR 2157-40-10-50 Bandpass Filter

General Description

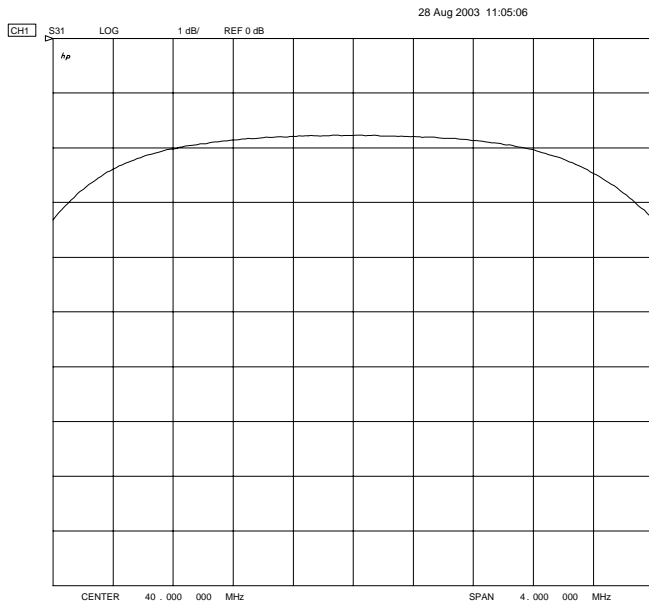
KR 2157-40-10-50 is a 40 MHz bandpass filter. The filter has a 10% min 3 dB bandwidth and is designed for 50 Ω source and load impedance. Other passband frequencies, bandwidths and impedances are available. Please consult the factory.

Features

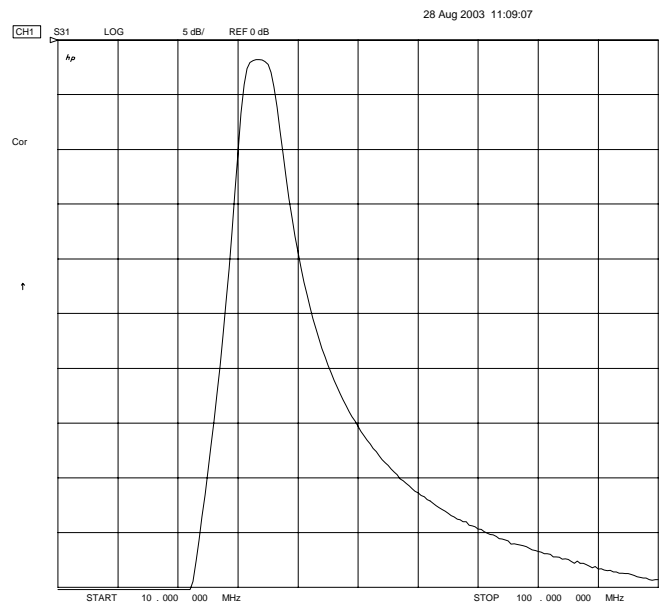
- 40 MHz Bandpass
- 50 Ω
- DIP Package

Typical Performance

Passband Amplitude
(1 dB/div)



Overall Response
(5 dB/div)



KR Electronics, Inc.
91 Avenel Street
Avenel, NJ 07001

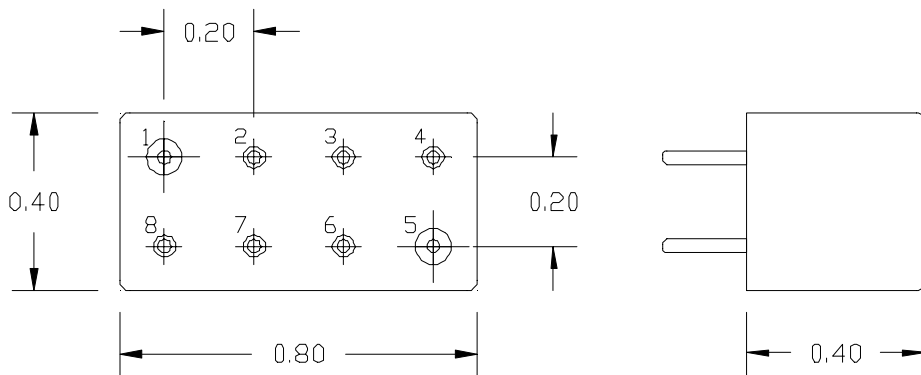
Web www.krfilters.com
Email sales@krfilters.com
Phone (732) 636-1900
Fax (732) 636-1982

KR 2157-40-10-50

Specifications

Parameter	Specification
Filter type	Bandpass
Insertion Loss	< 3 dB (< 2 typical)
Minimum 3 dB Bandwidth	4 MHz
Maximum 40 dB Bandwidth	45 MHz
Source & Load	50 Ω

Physical Dimensions



Metal Case
 Pin 1 is Input Pin 5 is Output
 All other Pins are Ground
 All leads .030" diameter
 Dimensions inches