

High Frequency Ceramic Solutions

Preliminary

2.45 GHz Balun / Matching Network : Optimized for Nordic's Chipset nRF24L01/+ P/N 2450BM14A0002

Detail Specification: 03/31/09

Page 1 of 2

General Specifications

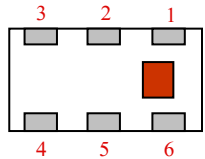
Part Number	2450BM14A0002
Frequency (MHz)	2400 - 2500
Unbalanced Impedance	50 Ω
Differential Balanced Impedance	Conjugate match to Nordic nRF24L01/nRF24L01+
Attenuation: Differential Mode	15 min.@4800~5000MHz 15 min.@7200~7500MHz
Attenuation: Common Mode	20 min.@4800~5000MHz

Insertion Loss	2.0 dB max.
Return Loss	9.5 dB min.
Phase Difference	160° \pm 15°
Amplitude Difference	3.5 \pm 1.5 dB
Reel Quantity	4,000
Operating Temperature	-40 to +85°C
Storage Temperature	+5 to +35°C, Humidity: 45-75%RH, 12 mos. Max

P/N Suffix	Packaging Style	Bulk	Suffix = S	Eg. 2450BM14A0002S
		T & R	Suffix = E	Eg. 2450BM14A0002E
	Termination Style	100% Tin	Suffix = None	Eg. 2450BM14A0002(E or S)
		Tin / Lead	Please consult Factory	

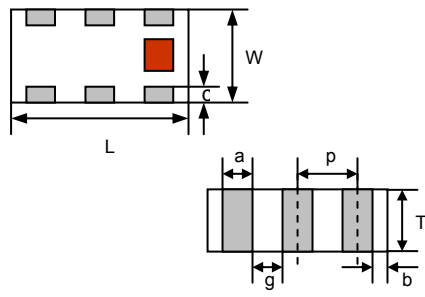
Terminal Configuration

No.	Function
1	Unbalanced Port
2	GND
3	Balanced Port
4	Balanced Port
5	DC Feed+RF GND or GND
6	GND



Mechanical Dimensions

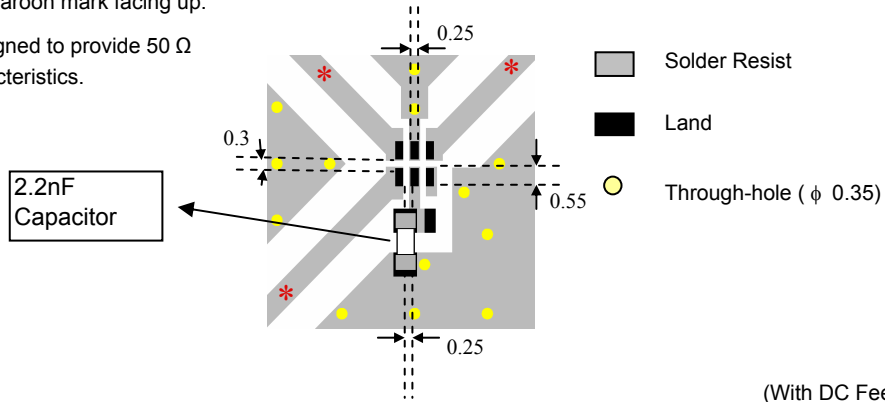
	In	mm
L	0.063 \pm 0.004	1.60 \pm 0.10
W	0.031 \pm 0.004	0.80 \pm 0.10
T	0.024 \pm 0.004	0.60 \pm 0.10
a	0.008 \pm 0.004	0.20 \pm 0.10
b	0.008 +.004/-.006	0.20 +0.1/-0.15
c	0.006 \pm 0.004	0.15 \pm 0.10
g	0.012 \pm 0.004	0.30 \pm 0.10
p	0.020 \pm 0.002	0.50 \pm 0.05



Mounting Considerations

Mount these devices with maroon mark facing up.

* Line width should be designed to provide 50 Ω impedance matching characteristics.



Units: mm

Johanson Technology, Inc. reserves the right to make design changes without notice.
All sales are subject to Johanson Technology, Inc. terms and conditions.



www.johansontechnology.com

4001 Calle Tecate • Camarillo, CA 93012 • TEL 805.389.1166 FAX 805.389.1821

2009 Johanson Technology, Inc. All Rights Reserved

High Frequency Ceramic Solutions

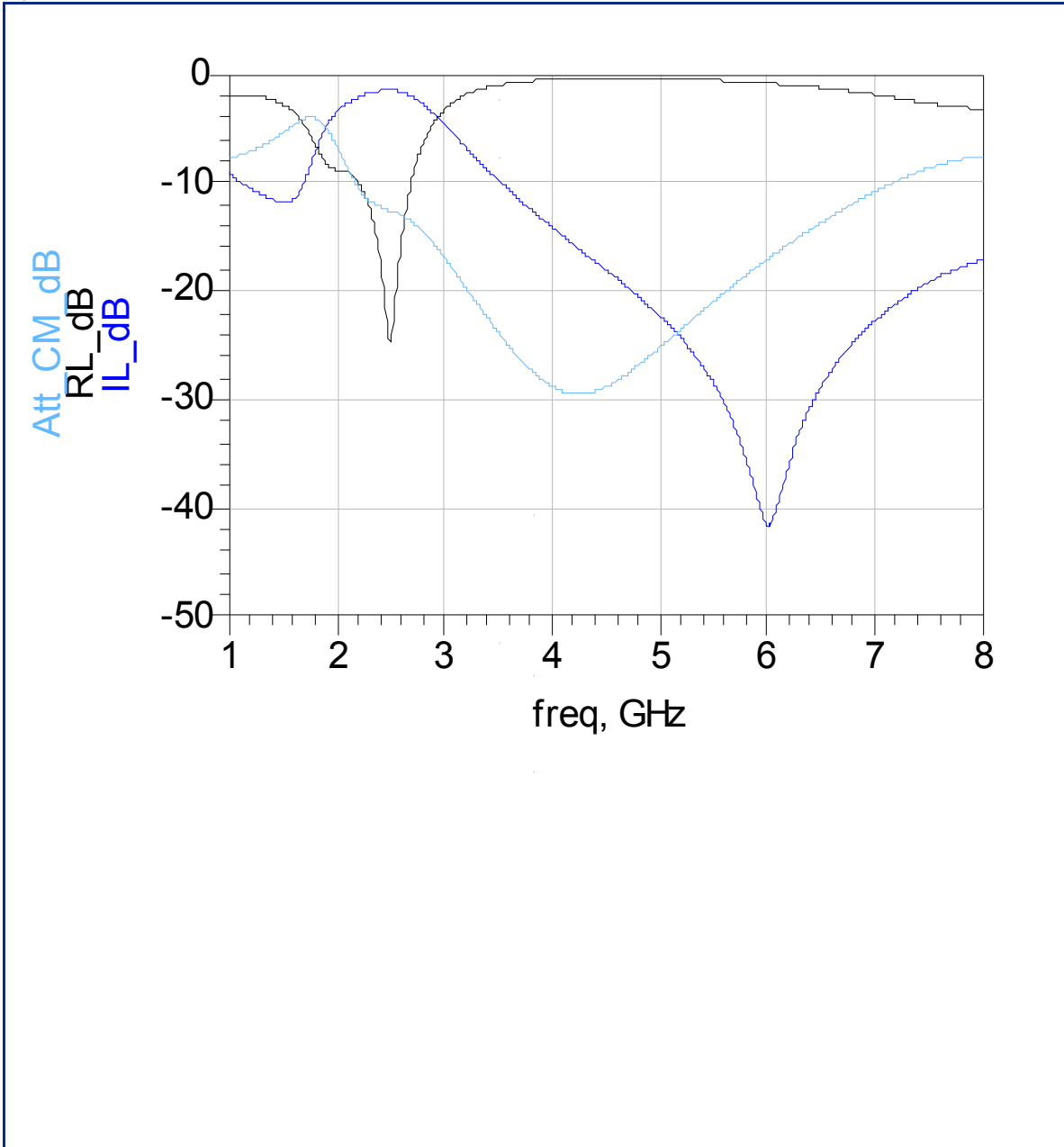
Preliminary

2.45 GHz Balun / Matching Network : Optimized for Nordic's Chipset nRF24L01/+ P/N 2450BM14A0002

Detail Specification: 03/31/09

Page 2 of 2

Typical Electrical Performance (T=25°C)



Johanson Technology, Inc. reserves the right to make design changes without notice.

All sales are subject to Johanson Technology, Inc. terms and conditions.



www.johansontechnology.com

4001 Calle Tecate • Camarillo, CA 93012 • TEL 805.389.1166 FAX 805.389.1821

2009 Johanson Technology, Inc. All Rights Reserved