



**Data Sheet**



Product Category: RF SAW Filter

Part Number	Package	Application	Last Modified
802-RF491.2M-A	3.0 x 3.0 SMD	CDMA450	Jan. 01, 2007

TYPE :  
CDMA450, RF-Rx SAW Filter



PART NUMBER :  
**802-RF491.2M-A**

**OPERATING CONDITIONS / ELECTRICAL CHARACTERISTICS**

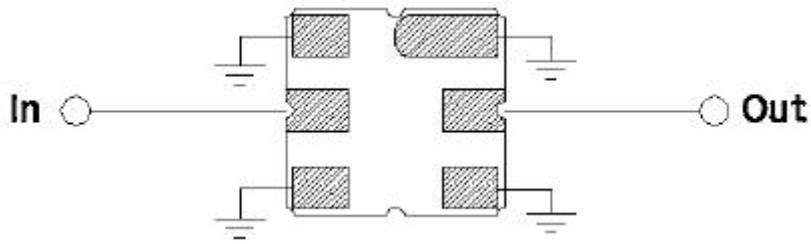
PARAMETERS	Condition	Minimum	Typical	Maximum	Units
Center Frequency (Fo)	-	-	491.2	-	MHz
Maximum Insertion Loss	489.0~ 493.5 MHz	-	2.5	4.5	dB
Stop Band Attenuation:	0.3~ 479.0 MHz	40	50	-	dB
	479.0~ 483.5 MHz	35	48	-	
	515.0~ 800.0MHz	40	49	-	
	800.0~ 1200.0 MHz	30	43	-	
	1200.0~ 2000.0 MHz	25	37	-	
Source Impedance (single ended)*	-	-	50	-	ohm
Load Impedance (single ended)*	-	-	50	-	ohm
VSWR	489.0~ 493.5 MHz	-	1.5	2.0	-
Maximum Input Power	-	-	-	27	dBm
Operating Temperature	-	-30	-	+80	°C

\* No Matching Network

**PACKAGE OUTLINE (mm)**

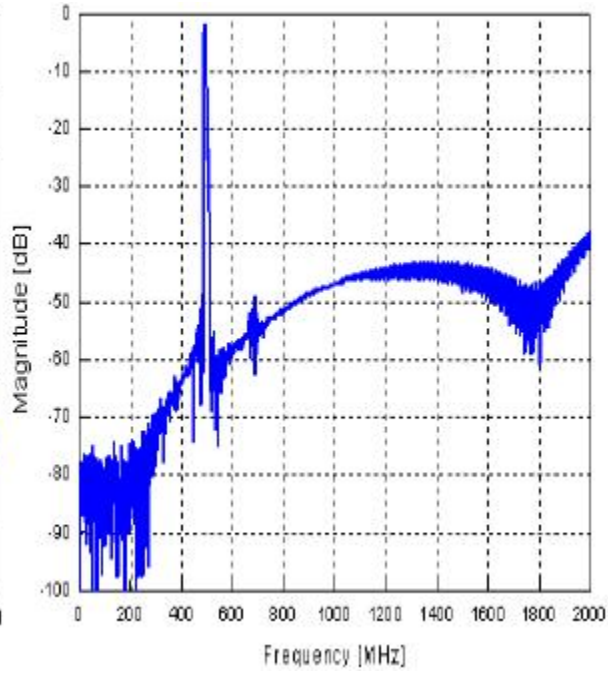
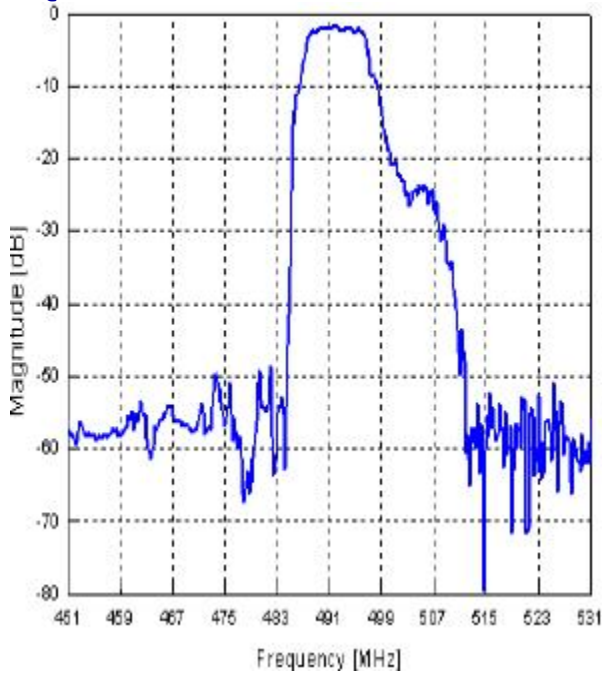
PIN LAYOUT	
A	Ground
B	In
C	Ground
D	Ground
E	Out
F	Ground

**TEST FIXTURE**

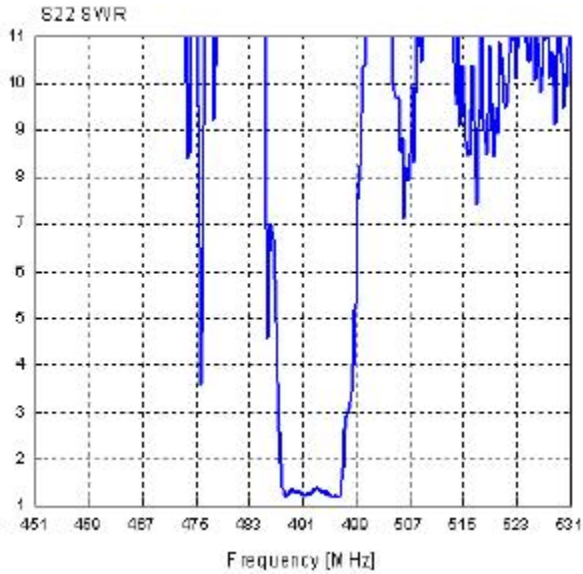
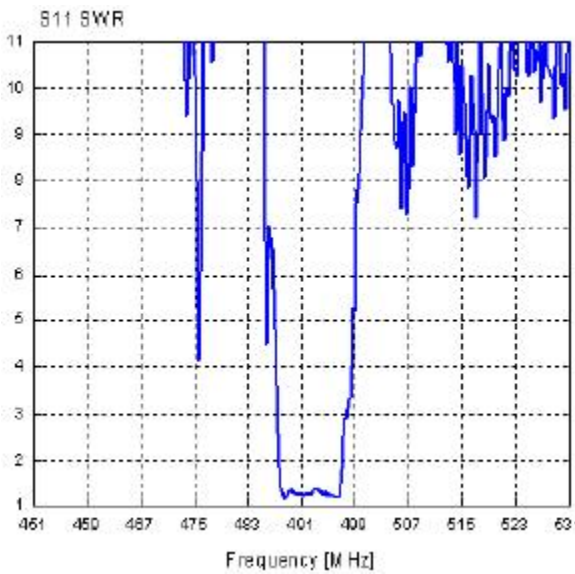


Source/ Load Impedance = 50 ohms

**FREQUENCY RESPONSE**



**VSWR**

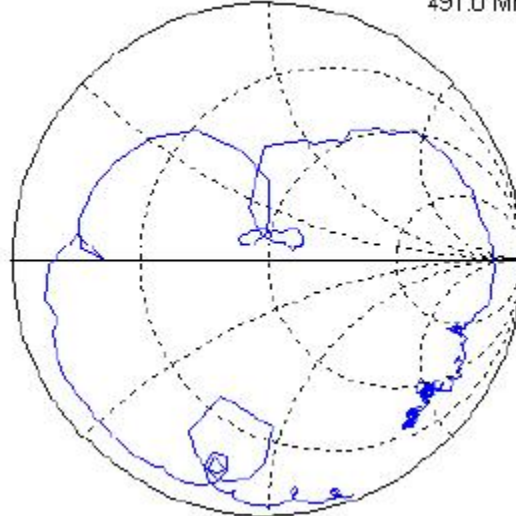
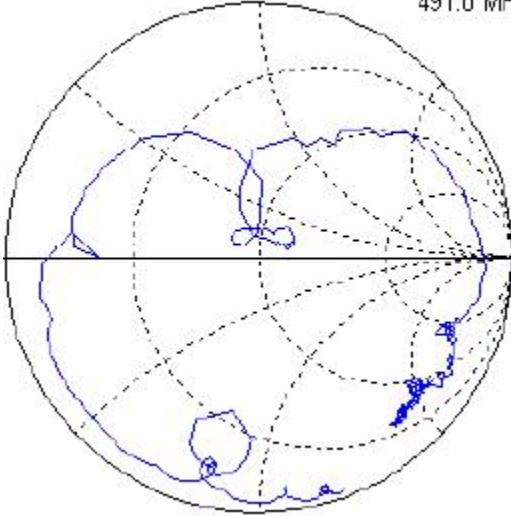


**SMITH CHART**

S11

48.4479+j11.4963 S22  
491.0 MHz

49.0577+j11.5532  
491.0 MHz



**Oscilent Corporation** - CALL **949.252.0522**  
18195 East McDermott Street . Building D . Irvine . CA 92614 . USA  
Fax: 949.252.0599 . E-Mail: Sales@Oscilent.com

**Part No.:** 802-RF491.2M-A