



CHENMKO ENTERPRISE CO.,LTD

Lead free devices

**SURFACE MOUNT
SCHOTTKY DIODE ARRAY**

VOLTAGE 40 Volts CURRENT 15 Amperes

SPL1540PT

PROVISIONAL SPEC.

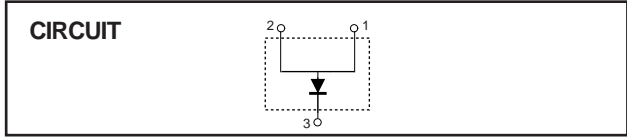
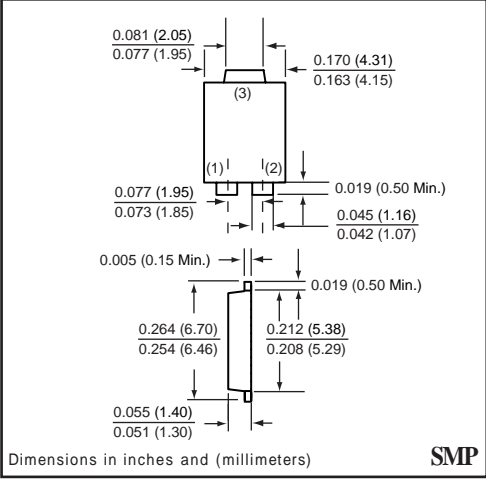
APPLICATION
 * DC to DC Converters
 * Switch- Mode Power Supplies
 * Notebook PC

FEATURE
 * Small Surface Mounting Type. (SMP)
 * High speed ($T_{RR}=8.0nSec$ TYP.)
 * Low Power Loss, High Efficiency.
 * Low Forward Voltage Drop.
 * Peak Forward Surge Current Is 150A.
 * Schottky Diode Array .

WEIGHT

MARKING

SMP



RATINGS	SYMBOL	SPL1540PT	UNITS
Maximum Recurrent Peak Reverse Voltage	V_{RRM}	40	Volts
Maximum RMS Voltage	V_{RMS}	28	Volts
Maximum DC Blocking Voltage	V_{DC}	40	Volts
Maximum Average Forward Rectified Current	I_O	15	Amps
Non-Repetitive Peak Forward Surge Current at 8.3 mSec.	I_{FSM}	150	Amps
Total Capacitance ($f=1.0MHZ$, $V_R=4.0VDC$)	C_T	900	pF
Typical Thermal Resistance	$R_{\theta J-S}$	2.0	$^{\circ}C/W$
Maximum Operating Temperature Range	T_J	-55 to +150	$^{\circ}C$
Storage Temperature Range	T_{STG}	-55 to +150	$^{\circ}C$

ELECTRICAL CHARACTERISTICS (At $T_A = 25^{\circ}C$ unless otherwise noted)

CHARACTERISTICS	SYMBOL	SPL1540PT	UNITS
Typ. Forward Voltage @ $I_F=15A$, $T_S=25^{\circ}C$	V_F	0.50	Volts
Maximum Reverse Current @ $V_R=40V$, $T_S=25^{\circ}C$	I_R	0.5	mAmps

RATING CHARACTERISTIC CURVES (SPL1540PT)

FIG. 1 - FORWARD CHARACTERISTICS

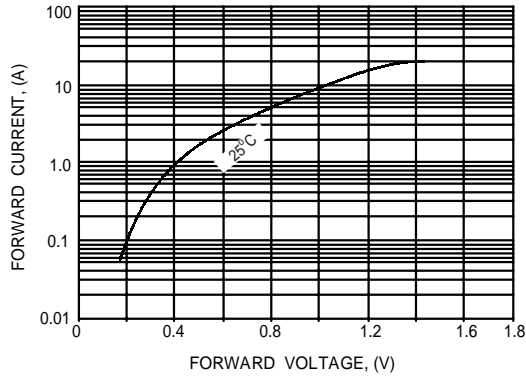


FIG. 2 - REVERSE CHARACTERISTICS

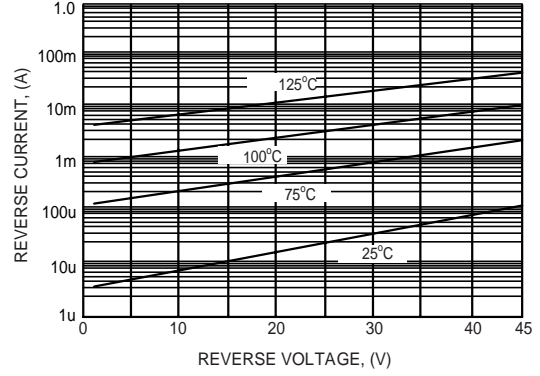


FIG. 3 - TYPICAL JUNCTION CAPACITANCE

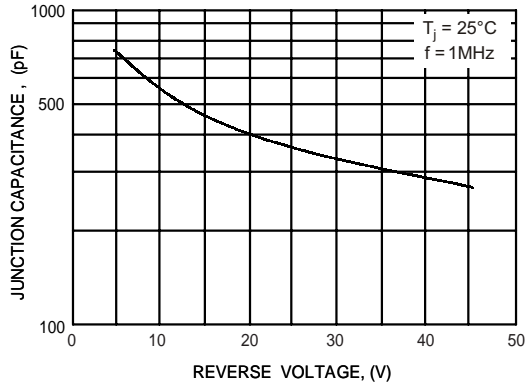


FIG. 4 - TYPICAL FORWARD CURRENT DERATING CURVE

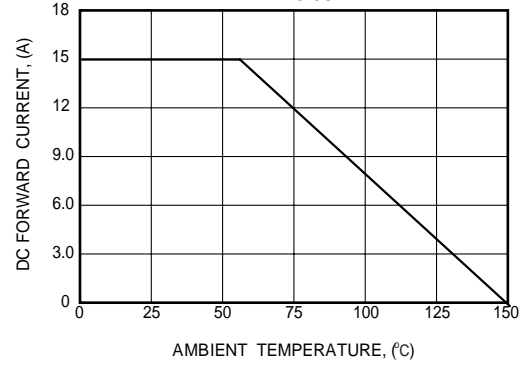


FIG. 5 - MAX. NON-REPETITIVE PEAK FORWARD SURGE CURRENT

