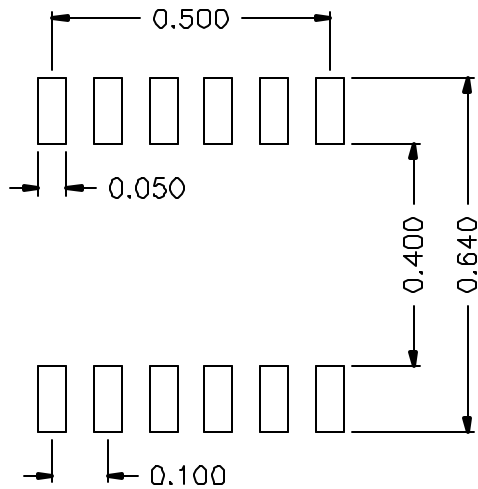
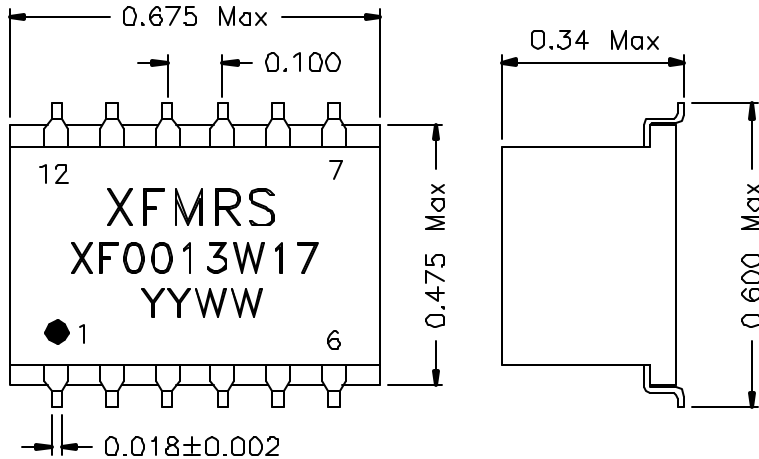
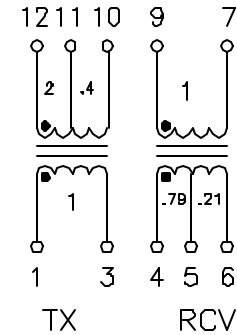


1. Dimensions:



SUGGESTED PAD LAYOUT

2. Schematic:



3. Electrical Specifications: @25°C

Isolation: 1500 Vrms (PRI to SEC)

TX Turns Ratio: 1:2/2.4 (Pri:Sec ±2%)

RCV Turns Ratio: 1:0.79/1 (PRI:SEC ±2%)

PRI OCL: 1.00mH Min @100KHz 50mV

Cw/w: 35pF Maximum @100KHz 50mV (PRI/SEC)

PRI LL: 1.0uH Maximum @100KHz 50mV

(SEC Shorted)

Notes:

1. Solderability: Leads shall meet MIL-STD-202, Method 208D for solderability
2. Flammability, UL94V-0
3. ASTM oxygen Index: > 28%
4. Insulation System Class F 155°C UL file E151556
5. Operating Temperature Range: All listed parameters are to be within tolerance from -40°C to +85°C
6. Storage Temperature Range: -55°C to +125°C
7. Aqueous wash compatible
8. Designed to meet Belcore GR-1089 Lightning & AC fault test.

DOC. REV: A/1

XFMRS Inc	Title: T1/E1/CEPT QUAD PORT		
	UNLESS OTHERWISE SPECIFIED TOLERANCES: .xxx ±0.010	P/N: XF0013W17	REV. A
Dimensions in INCH	DWN.	BW	Mar-27-00
	CHK.	Joe Huff	Mar-27-00
SHEET 1 OF 1	APP.	AEI	Mar-27-00