



Shanghai Lunsure Electronic
Technology Co.,Ltd
Tel:0086-21-37185008
Fax:0086-21-57152769

KBJ4005 THRU KBJ410

Features

- Diffused Junction
- Low Forward Voltage Drop
- High Current Capability
- UL Recognized File # E165989

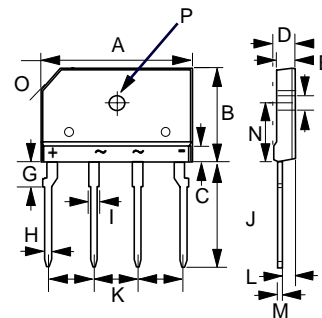
**4 Amp
GLASS PASSIVATED
BRIDGE RECTIFIERS
50 to 1000 Volts**

Maximum Ratings

- Operating Junction Temperature: -55°C to + 150°C
- Storage Temperature: -55°C to +150°C

| Catalog Number | Device Marking | Maximum Recurrent Peak Reverse Voltage | Maximum RMS Voltage | Maximum DC Blocking Voltage |
|----------------|----------------|--|---------------------|-----------------------------|
| KBJ4005 | KBJ4005 | 50V | 35V | 50V |
| KBJ401 | KBJ401 | 100V | 70V | 100V |
| KBJ402 | KBJ402 | 200V | 140V | 200V |
| KBJ404 | KBJ404 | 400V | 280V | 400V |
| KBJ406 | KBJ406 | 600V | 420V | 600V |
| KBJ408 | KBJ408 | 800V | 560V | 800V |
| KBJ410 | KBJ410 | 1000V | 700V | 1000V |

KBJ



Electrical Characteristics @ 25°C Unless Otherwise Specified

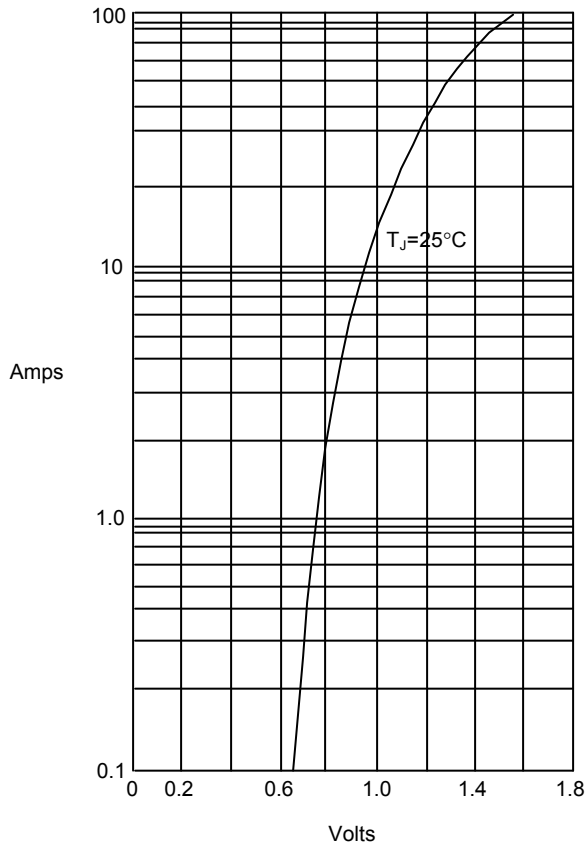
| | | | |
|---|-------------|---------------------------------------|---|
| Average Forward Current | $I_{F(AV)}$ | 4.0A | $T_C = 100^\circ\text{C}$ |
| Peak Forward Surge Current | I_{FSM} | 150A | 8.3ms, half sine |
| Maximum Forward Voltage Drop Per Element | V_F | 1.0V | $I_{FM} = 2.0\text{A per element};$ $T_A = 25^\circ\text{C}^*$ |
| Maximum DC Reverse Current At Rated DC Blocking Voltage | I_R | 10 μA 500 μA | $T_A = 25^\circ\text{C}$ $T_C = 100^\circ\text{C}$ |
| I^2t Rating for fusing | I^2t | 93A ² S | (t<8.35ms) |

DIMENSIONS

| DIM | INCHES | | MM | | NOTE |
|-----|----------|------|---------|-------|------|
| | MIN | MAX | MIN | MAX | |
| A | .976 | .992 | 24.80 | 25.20 | |
| B | .579 | .602 | 14.70 | 15.30 | |
| C | .154 | .161 | 3.90 | 4.10 | |
| D | .173 | .189 | 4.40 | 4.80 | |
| E | .134 | .150 | 3.40 | 3.80 | |
| F | .122 | .134 | 3.10 | 3.40 | ∅ |
| G | .130 | .146 | 3.30 | 3.70 | |
| H | .035 | .043 | 0.90 | 1.10 | |
| I | .059 | .075 | 1.50 | 1.90 | |
| J | .677 | .700 | 17.20 | 17.80 | |
| K | .287 | .303 | 7.30 | 7.70 | |
| L | .098 | .114 | 2.50 | 2.90 | |
| M | .024 | .031 | 0.60 | 0.80 | |
| N | .366 | .381 | 9.30 | 9.70 | |
| O | .118X45° | | 3.0X45° | | |
| P | .122 | .134 | 3.10 | 3.40 | ∅ |

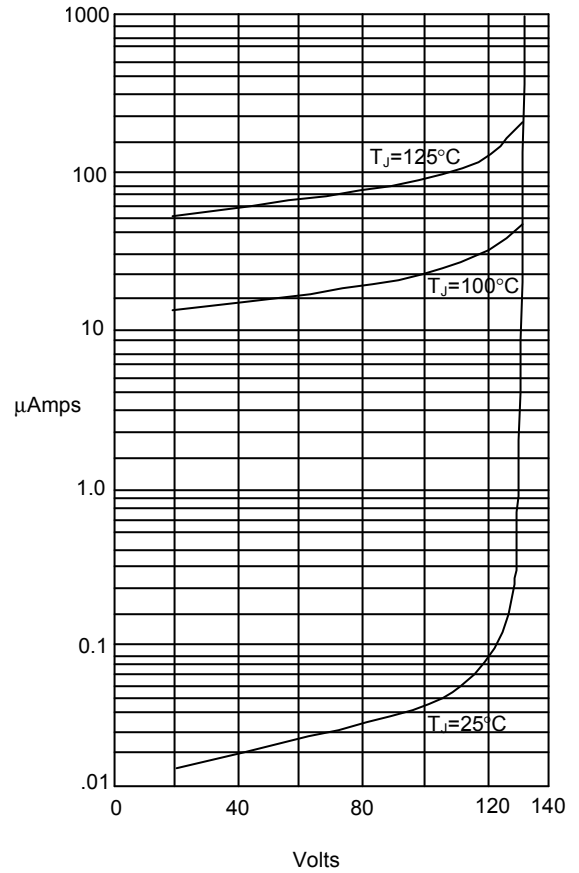
KBJ4005 THRU KBJ410

Figure 1
Typical Forward Characteristics



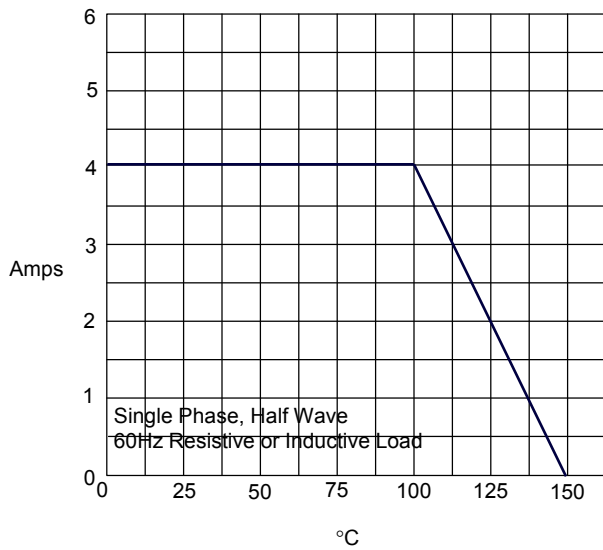
Instantaneous Forward Current - Amperes *versus*
Instantaneous Forward Voltage - Volts

Figure 2
Typical Reverse Characteristics



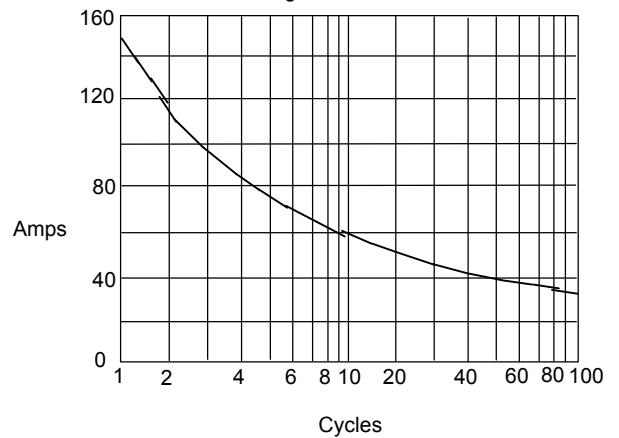
Instantaneous Reverse Leakage Current - MicroAmperes *versus*
Percent Of Rated Peak Reverse Voltage - Volts

Figure 3
Forward Derating Curve



Average Forward Rectified Current - Amperes *versus*
Ambient Temperature - °C

Figure 4
Peak Forward Surge Current



Peak Forward Surge Current - Amperes *versus*
Number Of Cycles At 60Hz - Cycles