

SPECIFICATION FOR COTCO LED LAMP

Document No: SPE/LO566PPG4-70H-A-MT
Model No : LO566PPG4-70H-A-MT
Rev. No: 03
Date: 2006-04-18

Description:

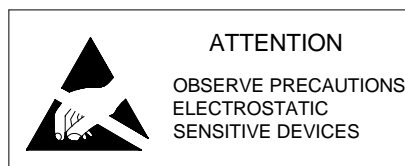
70 Degree 5mm Oval LED Lamp in Pure
Green Color with Tinted Diffused Lens and
No Stopper

*This specification is only for MT

Dice Material: InGaN

Confirmed
by Customer: _____

Date: _____



Applications:

- Full Color Display
- Variable Message Signs
- Message Board

Absolute Maximum Ratings at Ta = 25°C

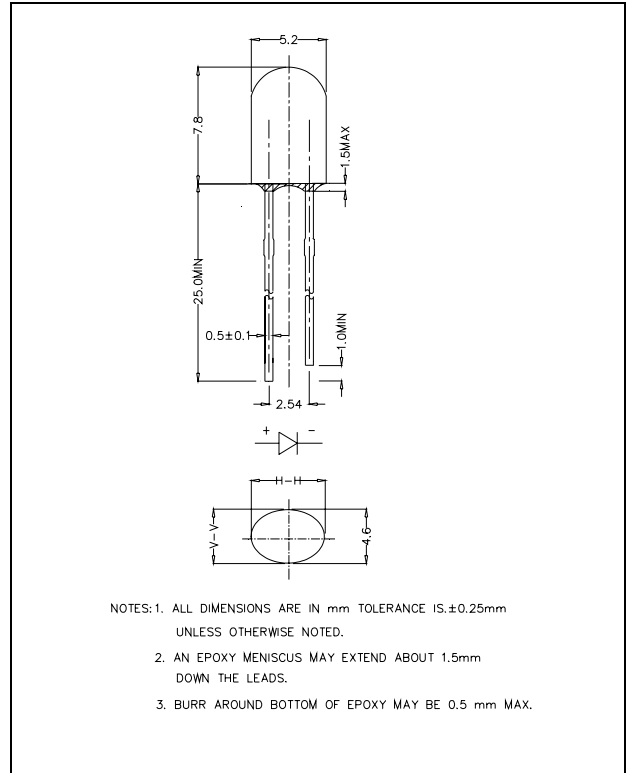
Items	Symbol	Absolute maximum Rating	Unit
Forward Current	I_F	25	mA
Peak Forward Current*	I_{FP}	100	mA
Reverse Voltage	V_R	5	V
Power Dissipation	P_D	100	mW
Operation Temperature	T_{opr}	-40 ~ +95	°C
Storage Temperature	T_{stg}	-40 ~ +100	°C
Lead Soldering Temperature	T_{sol}	Max.260°C for 3 sec Max. (3mm from the base of the epoxy bulb)	

*pulse width $\leq 0.1\text{msec}$ duty $\leq 1/10$

Typical Electrical & Optical Characteristics (Ta = 25°C)

Items	Symbol	Condition	Min.	Typ.	Max.	Unit
Forward Voltage	V_F	$I_F = 20\text{mA}$	---	3.4	4.0	V
Reverse Current	I_R	$V_R = 5\text{V}$	---	---	100	μA
Dominant Wavelength	λ_D	$I_F = 20\text{mA}$	520	527	535	nm
Luminous Intensity	I_V	$I_F = 20\text{mA}$	1100	1700	---	mcd
50% Power Angle	20°H-H	$I_F = 20\text{mA}$	---	65	---	deg
	20°V-V	$I_F = 20\text{mA}$	---	45	---	deg

Dimension Drawing



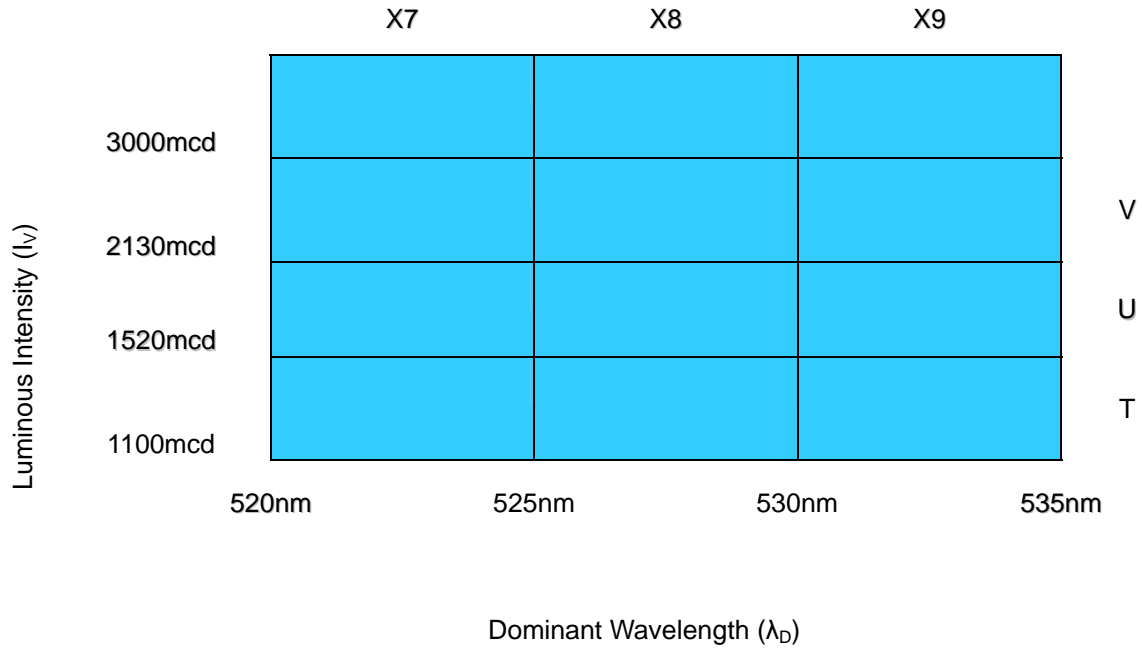
Standard bins for LO566PPG4-70H-A-MT ($I_F = 20mA$):

Lamps are sorted to Luminous Intensity $-I_V$ & Dominant Wavelength $-\lambda_D$ bins shown.

Orders for LO566PPG4-70H-A-MT may be filled with any or all bins contained as below.

All Luminous Intensity $-I_V$ & Dominant Wavelength $-\lambda_D$ values shown and specified are at $I_F = 20mA$.

* **T+**



* T+ indicates Luminous Intensity is at T bin or above.

Forward Voltage (V_F)

Rank	V7	V8	V9	V10	V11	V12
Voltage	2.8-3.0V	3.0-3.2V	3.2-3.4V	3.4-3.6V	3.6-3.8V	3.8-4.0V

*Majority VF bins are highlighted in Yellow.

Important Notes:

- 1) All ranks will be included per delivery, rank ratio will be based on the Dices distribution.
- 2) Pb content <1000PPM.
- 3) Tolerance of measurement of luminous intensity is $\pm 15\%$.
- 4) Tolerance of measurement of dominant wavelength is $\pm 1nm$.
- 5) Tolerance of measurement of Vf is $\pm 0.05 V$.
- 6) Packaging methods are available for selection, Please refer to PACKAGING STANDARD.
- 7) Please refer to LED LAMP RELIABILITY TEST STANDARD for reliability test conditions.
- 8) Please refer to APPLICATION NOTES for Application.

Graphs

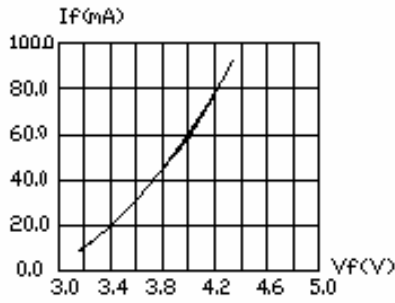


FIG.1 FORWARD CURRENT VS. FORWARD VOLTAGE

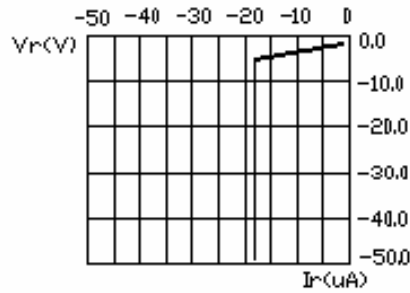


FIG.2 REVERSE CURRENT VS. REVERSE VOLTAGE

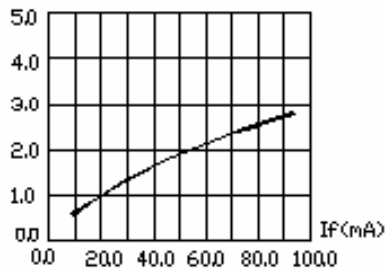


FIG.3 RELATIVE LUMINOUS INTENSITY VS. FORWARD CURRENT

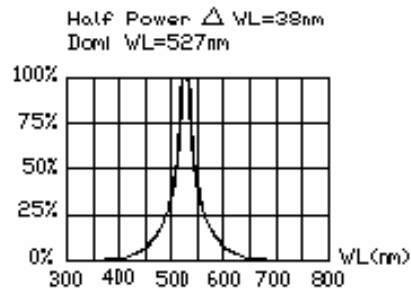


FIG.4 RELATIVE LUMINOUS INTENSITY VS. WAVELENGTH

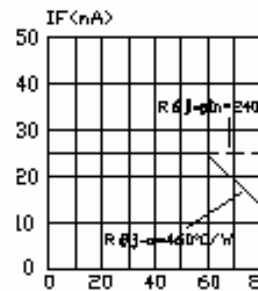


FIG.5 MAXIMUM FORWARD CURRENT VS. AMBIENT TEMPERATURE

1. Cathode PAD Area (0.18 X 0.18inch²)
2. Height above nominal seating plane in inches(0.3inch)

Items	Signatures	Date
Prepared by	LiuZM	2006-04-18
Checked by	MaJF	2006-04-18
Approved by	David	2006-04-18
FCN#	FCN20060060	

Revision History		
Rev. No	Date	Change Description
02	11Nov04	Change T _{opr} and T _{stg} . Change IV & λ _D form.
03	2006-04-18	Change Vf from V9~V13(typ)3.6 to V7~V12(typ)3.4V & Graphs. Highlight V8~V10.

Data is subject to change without prior notice.

Copyright©2002 Cotco International Ltd.