

## NON-ISOLATED DC/DC CONVERTERS

4.5V-14V Input

0.75V-3.63V/10A Output

**bel**  
POWER PRODUCTS

### S7BC-10E2Ax Series

- Non-Isolated
- High Efficiency
- High Power Density
- Excellent Thermal Performance
- Low Cost
- Flexible Output Voltage Sequencing (option)
- Remote Sense
- Able to Sink & Source Current
- Under-voltage Lockout (UVLO)
- Over Temperature Protection
- OCP/SCP
- Wide Input
- Wide Trim
- Remote On/Off
- Active Low/High (option)
- Industrial Temperature Range



### Description

The Bel S7BC-10E2Ax is part of the non-isolated DC/DC power converter series. The modules use a SMT package. These converters are available in a range of output voltages from 0.75V to 3.63V over a wide range of input voltage ( $V_{in} = 4.5V-14V$ ). The Bel S7BC-10E2Ax has a sequencing feature that enables designers to implement various types of output voltage sequencing when powering. The efficiency is typically 93% at 3.3V output at 12V input at full load.

### Part Selection

Output Voltage	Input Voltage	Max. Output Current	Max. Output Power	Typical Efficiency	Model Number Active Low	Model Number Active High
0.75 - 3.63V	4.5V - 14V	10A	36.3W	93%	S7BC-10E2AL	S7BC-10E2A0

**Note:** Add "G" suffix at the end of the model number to indicate Tray Packaging.

### Absolute Maximum Ratings

Parameter	Min	Typ	Max	Notes
Input Voltage (continuous)	-0.3V	-	15V	
Output Enable Terminal Voltage	-0.3V	-	15V	
Sequencing Voltage <sup>1</sup>	-0.3V	-	$V_{in}$	
Ambient Temperature	-40°C	-	85°C	
Storage Temperature	-55°C	-	125°C	

**Notes:** All specifications are typical at 25°C unless otherwise stated.

1. S7BC-10E2Ax series of modules include a sequencing feature that enables users to implement various types of output voltage sequencing in their applications. This is accomplished via an additional sequencing pin. When not using the sequencing feature, either, tie the SEQ pin to  $V_{in}$  or leave it unconnected.

# NON-ISOLATED DC/DC CONVERTERS

4.5V-14V Input

0.75V-3.63V/10A Output



## Input Specifications

Parameter	Min	Typ	Max	Notes
Input Voltage	4.5V	-	14V	
Vo,set < 3.0	4.5V	-	14V	
Vo,set ≥ 3.0	Vo,set +1.5V	-	14V	
Input Current (full load)	-	-	8.6A	An input line fuse must always be used.
Input Current (no load)	-	40mA	-	
Remote Off Input Current	-	2mA	-	
Input Reflected Ripple Current (pk-pk)	-	-	400mA	Tested with one 1000uF/25V AL input capacitor with ESR=0.03 ohm max and 4 × 47uF/16V tan capacitors with ESR=0.013 ohm max at 100KHz, & simulated source impedance of 100nH, 5Hz to 20MHz.
Input Reflected Ripple Current (RMS)	-	-	150mA	
I <sup>2</sup> t Inrush Current Transient	-	0.04A <sup>2</sup> s	0.08A <sup>2</sup> s	
Turn-on Voltage Threshold	-	4.3V		
Turn-off Voltage Threshold	-	4.0V		

**Note:** All specifications are typical at 25°C unless otherwise stated.

## Output Specifications

Parameter	Min	Typ	Max	Notes
Output Voltage Set Point	-2%Vo,set	-	2%Vo,set	Vin=12V, full load
Load Regulation	-	0.1%Vo,set	-	
Line Regulation	-	0.1%Vo,set	-	
Regulation Over Temperature (-40°C to +85°C)	-	0.3Vo,set	-	Tref=Ta, min to Ta, max
Output Current	0A	-	10A	
Current Limit Threshold	-	200% Io,out	-	
Short Circuit Surge Transient	-	1A <sup>2</sup> s	3A <sup>2</sup> s	
Ripple and Noise (pk-pk)	-	30mV	75mV	Tested with 0-20MHz, with 10uF tantalum capacitor & 1uF ceramic capacitor at the output
Ripple and Noise (RMS)	-	12mV	35mV	
Turn on Time	-	8mS	20mS	
Overshoot at Turn on	-	-	1%	
Output Capacitance	0uF	-	5600uF	
<b>Transient Response</b>				
50% ~ 100% Max Load	Vo = 0.75V - 3.63V	-	160mV	di/dt=2.5A/uS; Vin=5V & 12V; and with 470uF tantalum capacitor at the output
Settling Time		-	50uS	
100% ~ 50% Max Load		-	160mV	
Settling Time		-	50uS	

**Note:** All specifications are typical at nominal input, full load at 25°C unless otherwise stated.

# NON-ISOLATED DC/DC CONVERTERS

4.5V-14V Input

0.75V-3.63V/10A Output



## General Specifications

Parameter	Min	Typ	Max	Notes
Efficiency				Measured at Vin=5V, full load
Vo=3.3V	-	92%	-	
Vo=2.5V	-	91%	-	
Vo=1.8V	-	89%	-	
Vo=1.5V	-	88%	-	
Vo=1.2V	-	86%	-	
Vo=0.75V	-	80%	-	
Efficiency				Measured at Vin=12V, full load
Vo=3.3V	-	93%	-	
Vo=2.5V	-	92%	-	
Vo=1.8V	-	90%	-	
Vo=1.5V	-	89%	-	
Vo=1.2V	-	87.5%	-	
Vo=0.75V	-	81%	-	
Switching Frequency	265KHz	300KHz	335KHz	
Over Temperature Shutdown <sup>1</sup>	-	130°C	-	
Output Voltage Trim Range	0.7525V	-	3.63V	
Remote Sense Compensation	-	-	0.5V	
MTBF	4,982,651 hours			Calculated Per Bell Core TR-332 (Io =80%Io,max; Vo=3.3V; Vin=12V; Ta = 30°C)
Dimensions				
Inches (L x W x H)	1.3 x 0.53 x 0.315			
Millimeters (L x W x H)	33.02 x 13.46 x 8.00			
Weight	-	8g	-	

**Note:** All specifications are typical at 25°C unless otherwise stated.

## Control Specifications

Parameter	Min	Typ	Max	Notes
<b>Remote On/Off</b>				
Signal Low (Unit Off)	-0.2V	-	0.3V	S7BC-10E2A0; Remote On/Off pin open, Unit on.
Signal High (Unit On)	-	-	Vin, max	
Signal Low (Unit On)	-0.2V	-	0.3V	S7BC-10E2AL; Remote On/Off pin open, Unit on.
Signal High (Unit Off)	2.5V	-	Vin, max	
<b>Voltage Sequencing</b>				
Sequencing Delay Time	25mS	-	-	Delay from Vin, min to application of voltage on SEQ pin
Sequencing Slew Rate Capability	-	-	2V/mS	Vin, min to Vin, max; Io, min to Io, max; Vseq<Vo
Tracking Accuracy				
Power-Up	-	100mV	200mV	
Power-Down	-	300mV	500mV	

## NON-ISOLATED DC/DC CONVERTERS

4.5V-14V Input

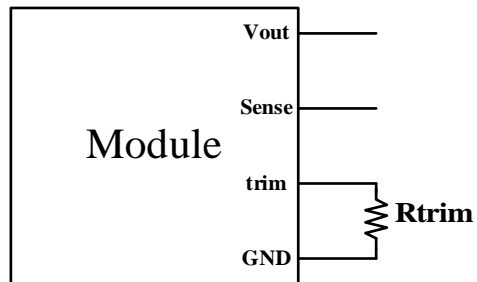
0.75V-3.63V/10A Output

**bel**  
POWER PRODUCTS

### Output Trim Equations

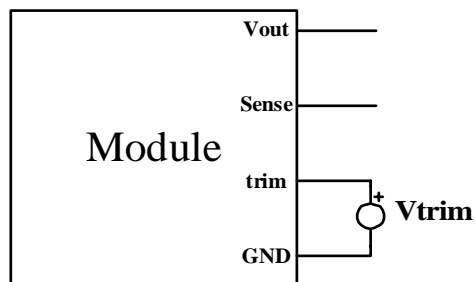
Equation for calculating the trim resistor (in  $\Omega$ ) given the desired output voltage ( $V_o$ ) is shown below. The Trim Up resistor should be connected between the Trim pin and Ground.

$$R_{trimup} = \frac{10500}{V_o - 0.7525} - 1000$$



Equation for calculating the trim voltage (in V) given the desired output voltage ( $V_o$ ) is shown below. The Trim Up voltage should be connected between the Trim pin and Ground.

$$V_{trimup} = 0.7 - 0.0667 \times (V_o - 0.7525)$$



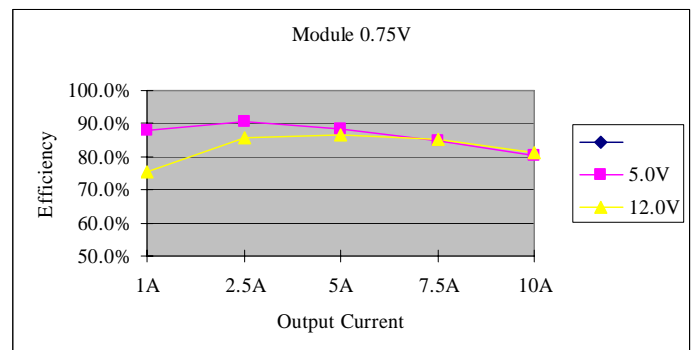
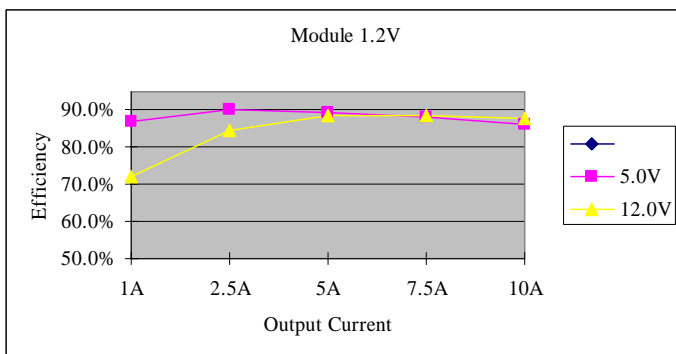
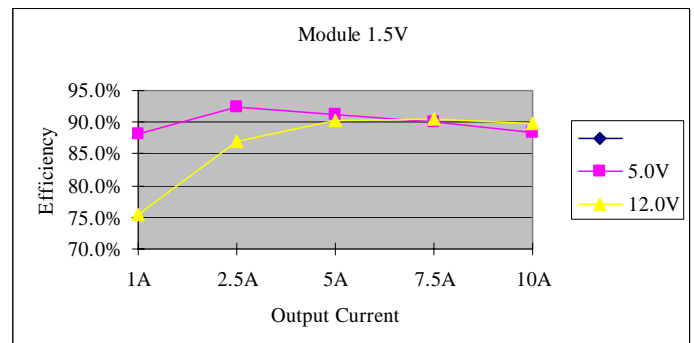
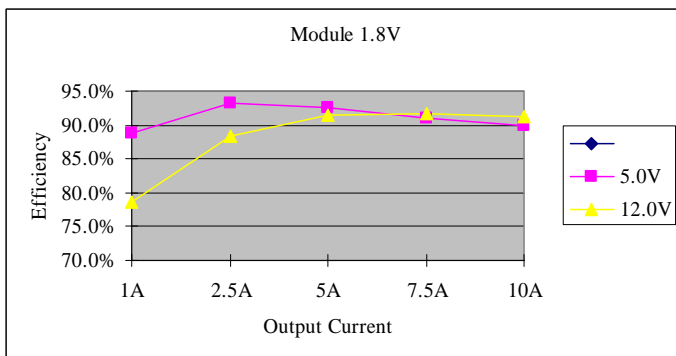
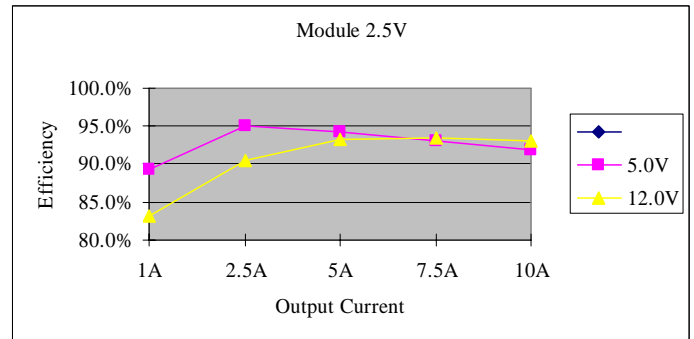
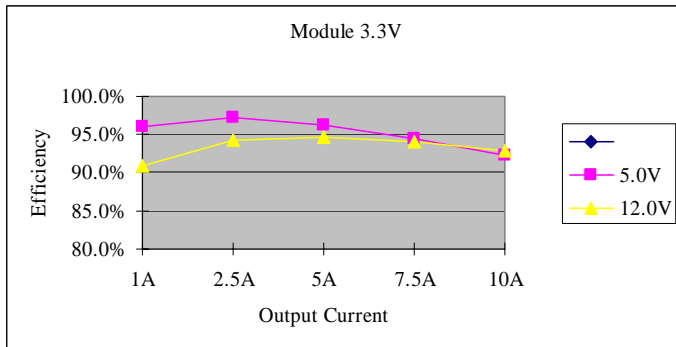
# NON-ISOLATED DC/DC CONVERTERS

4.5V-14V Input

0.75V-3.63V/10A Output



## Efficiency Data



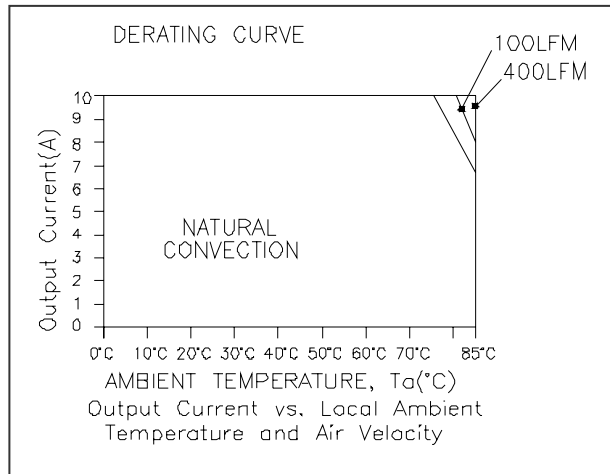
# NON-ISOLATED DC/DC CONVERTERS

4.5V-14V Input

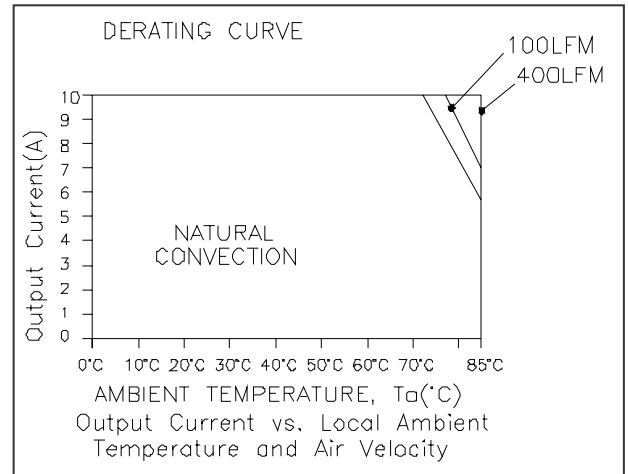
0.75V-3.63V/10A Output



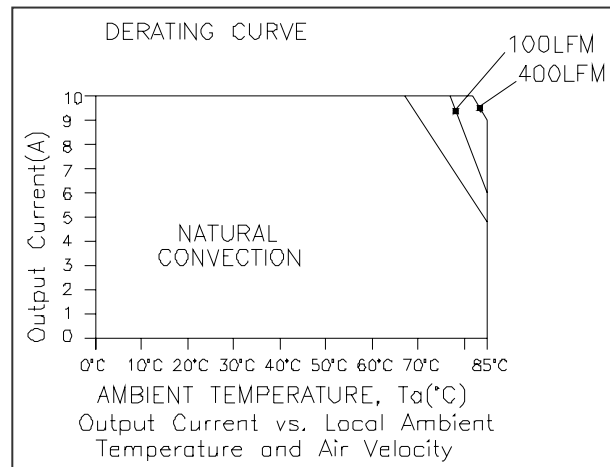
## Thermal Derating Curves



S7BC-10E2Ax,  $V_o=0.75\text{V}$



S7BC-10E2Ax,  $V_o=1.8\text{V}$

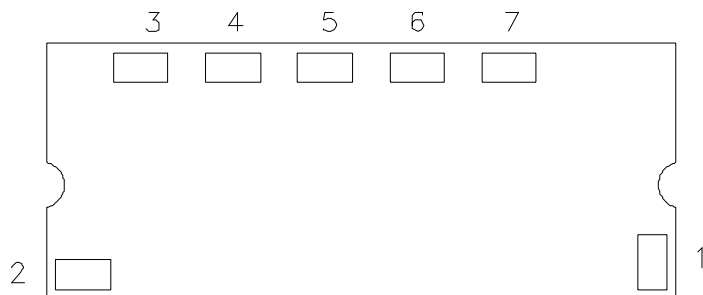
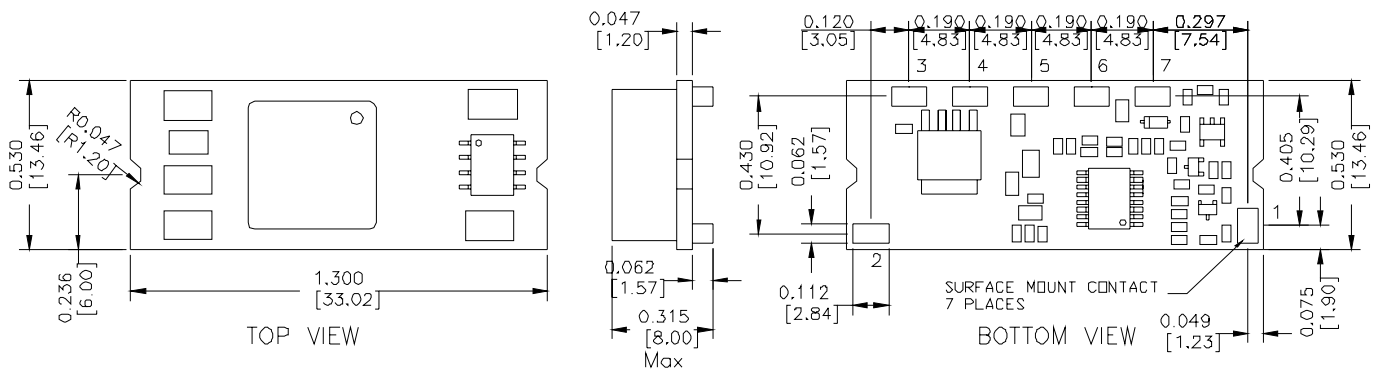


S7BC-10E2Ax,  $V_o=3.3\text{V}$

# NON-ISOLATED DC/DC CONVERTERS

4.5V-14V Input

0.75V-3.63V/10A Output



## Pin Connections

Pin	Function
1	Remote On/Off
2	Vin+
3	SEQ
4	Ground
5	Vout+
6	Trim
7	Remote Sense

©2004 Bel Fuse Inc. Specifications subject to change without notice. 121004

### CORPORATE

**Bel Fuse Inc.**  
206 Van Vorst Street  
Jersey City, NJ 07302  
Tel 201-432-0463  
Fax 201-432-9542  
[www.belfuse.com](http://www.belfuse.com)

### FAR EAST

**Bel Fuse Ltd.**  
8F/ 8 Luk Hop Street  
San Po Kong  
Kowloon, Hong Kong  
Tel 852-2328-5515  
Fax 852-2352-3706  
[www.belfuse.com](http://www.belfuse.com)

### EUROPE

**Bel Fuse Europe Ltd.**  
Preston Technology Management Centre  
Marsh Lane, Suite G7, Preston  
Lancashire, PR1 8UD, U.K.  
Tel 44-1772-556601  
Fax 44-1772-888366  
[www.belfuse.com](http://www.belfuse.com)