



TAI-SAW TECHNOLOGY CO., LTD.

No. 3, Industrial 2nd Rd., Ping-Chen Industrial District,
Taoyuan, 324, Taiwan, R.O.C.

TEL: 886-3-4690038 FAX: 886-3-4697532
E-mail: tstsales@mail.taisaw.com Web: www.taisaw.com

Approval Sheet For Product Specification


Issued Date:


Product Name: SAW IF Filter 138.24MHz

TST Parts No.: TB0695A

Customer Parts No.: _____

Company: _____
Division: _____
Approved by : _____
Date: _____

Checked by: _____ Kazuma Lee 

Approval by: _____ Francis Chen 

Date: _____ 2008/12/08



TAI-SAW TECHNOLOGY CO., LTD.

No.3, Industrial 2nd Rd., Ping-Chen Industrial District, Taoyuan, Taiwan, R.O.C.

TEL: 886-3-4690038 FAX: 886-3-4697532

E-mail: tstsales3@mail.taisaw.com Web: www.taisaw.com

SAW Filter 138.24MHz 76MHz BW (SMD 5×7 mm)

MODEL NO.: TB0695A

Rev No.1

A. MAXIMUM RATING:

1. Operating temperature range: -10°C to 80°C
2. Storage temperature range: -40°C to 85°C
3. Input Power Level : 10 dBm
4. Maximum DC Voltage : 10V

RoHS Compliant
Lead free
Lead-free soldering

B. Characteristics :

Item	Unit	Min.	Type.	Max.
Center frequency, F_c	MHz	-	138.24	-
Insertion Loss, IL	dB	-	22	24
Upper -1dB frequency	MHz	176.24	177.731	-
Lower -1dB frequency	MHz	-	97.77	100.24
Upper -35dB frequency	MHz	-	183.4	186.0
Lower -35dB frequency	MHz	90.0	93.9	-
Ultimate rejection	dB	34	45	
Passband Ripple to 1dB frequencies	dB	-	1.0	1.5
Temperature Coefficient	ppm/°C	-	-72	-
Source Impedance (Balanced)	Ohm	-	50	-
Load Impedance (Balanced)	Ohm	-	50	-

C. Frequency Characteristics :

(1) Wide band Response:(span 600MHz)

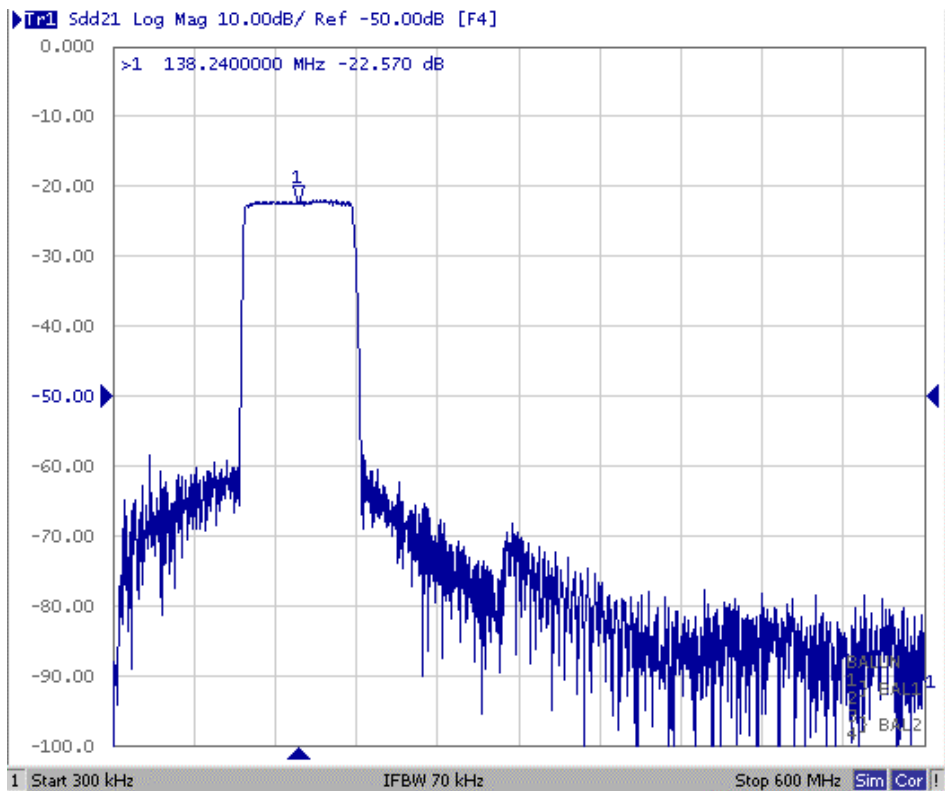


Fig1. Horizontal: 60MHz/Div Vertical: 10dB/Div

(2) Pass band Response and Group Time Delay response:

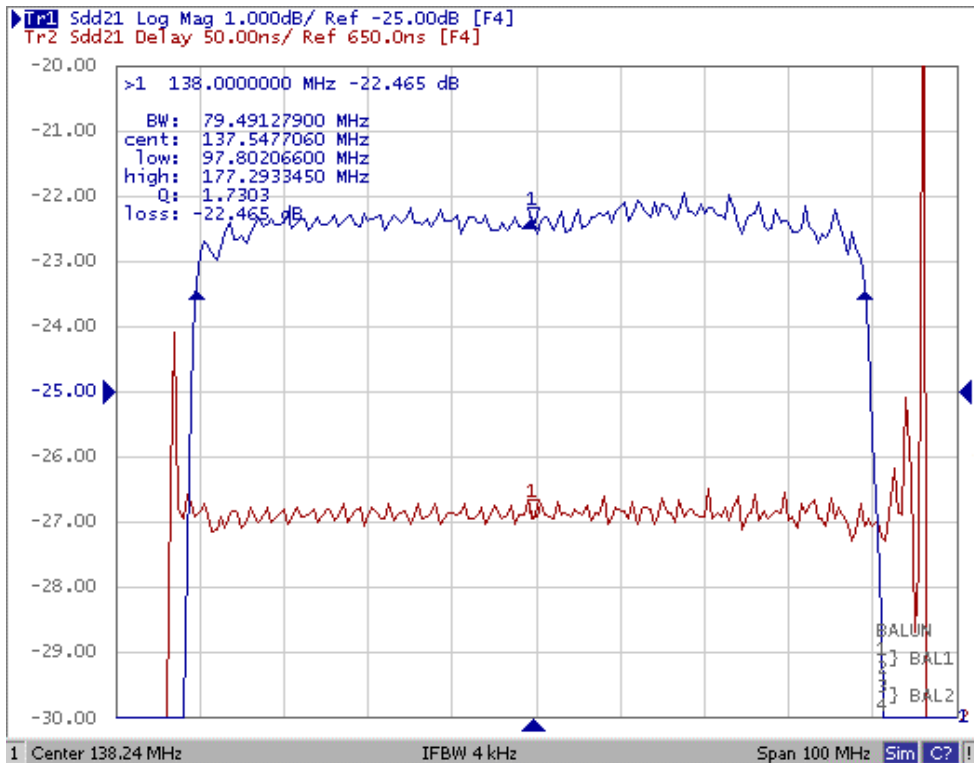
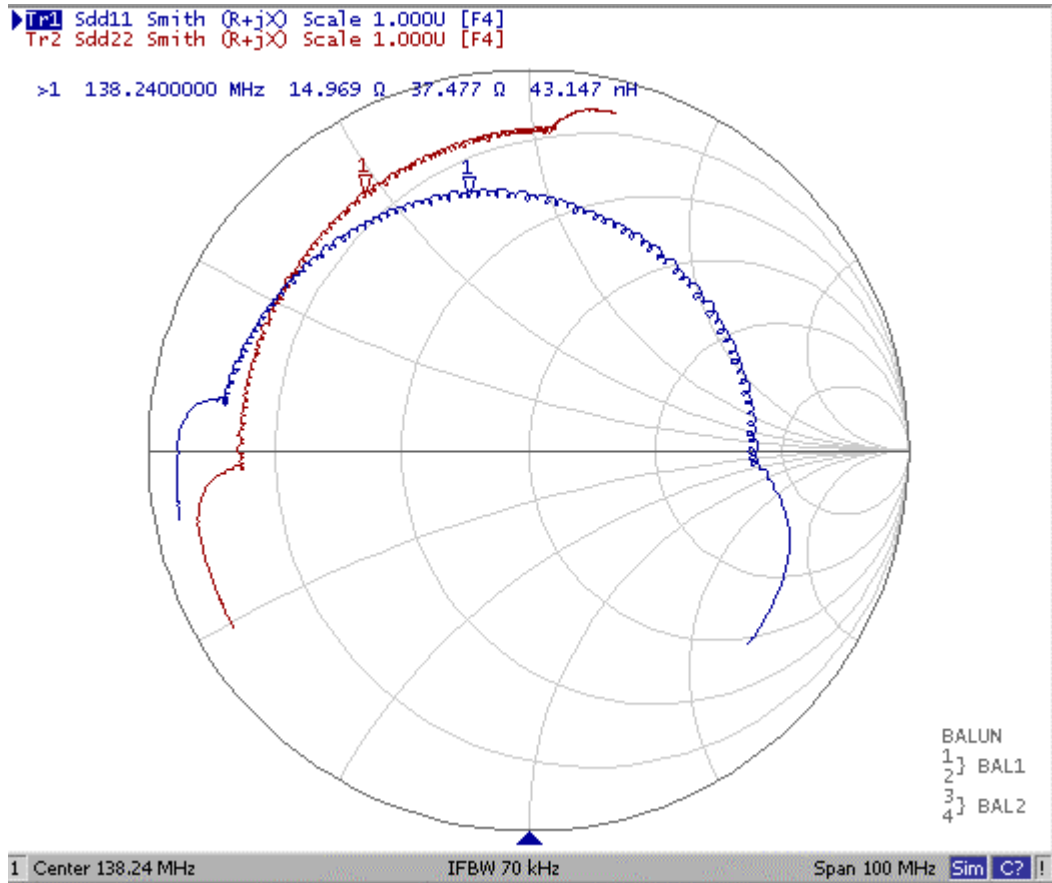
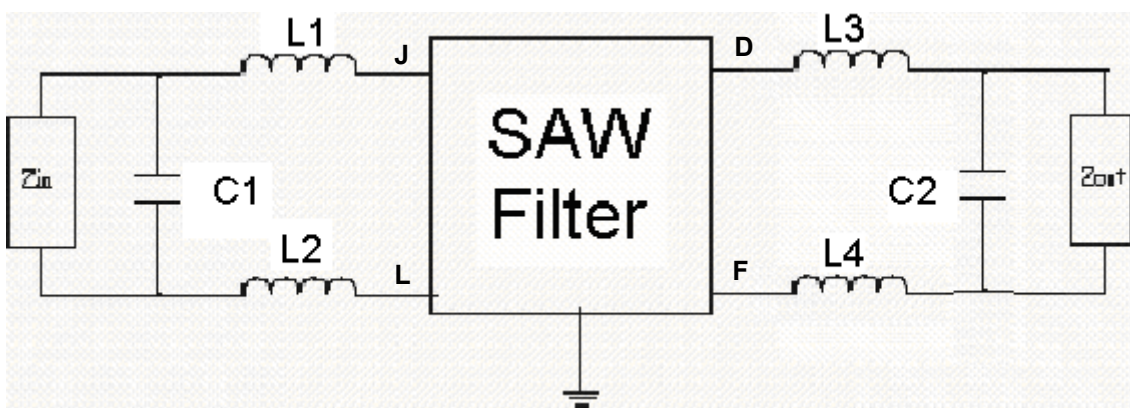


Fig2. Horizontal: 10MHz/Div Vertical: 1dB/Div
Vertical: 50ns/Div

(3) Smith Chart:

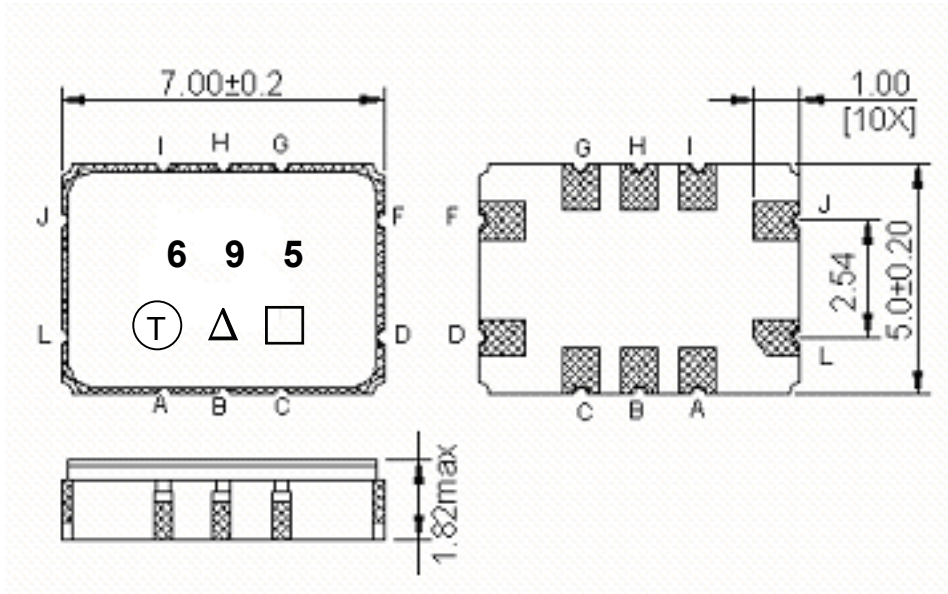


D. Matching Circuit:



L1=L2=L3=L4=24nH C1=24pF C2=2pF
Zin=50ohm Zout=50ohm

E. Outline Drawing:



Pin J –RF input

Pin L –RF balance input or to be ground

Pin D –RF output

Pin F –RF balance output or to be ground

Pin A,B,C,G,H,I - Ground

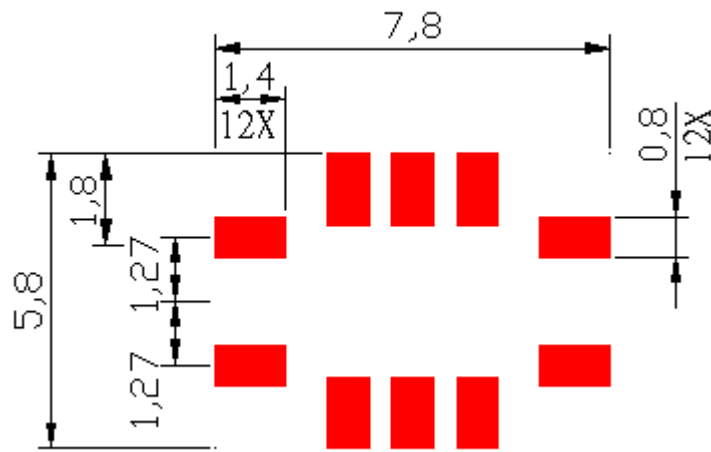
□ : Week Code (Follow the table from planner each year)

Unit : mm

△ : Product / Year Code

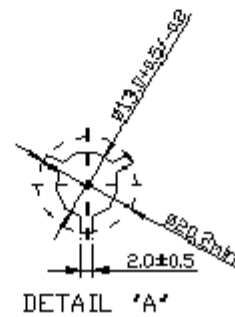
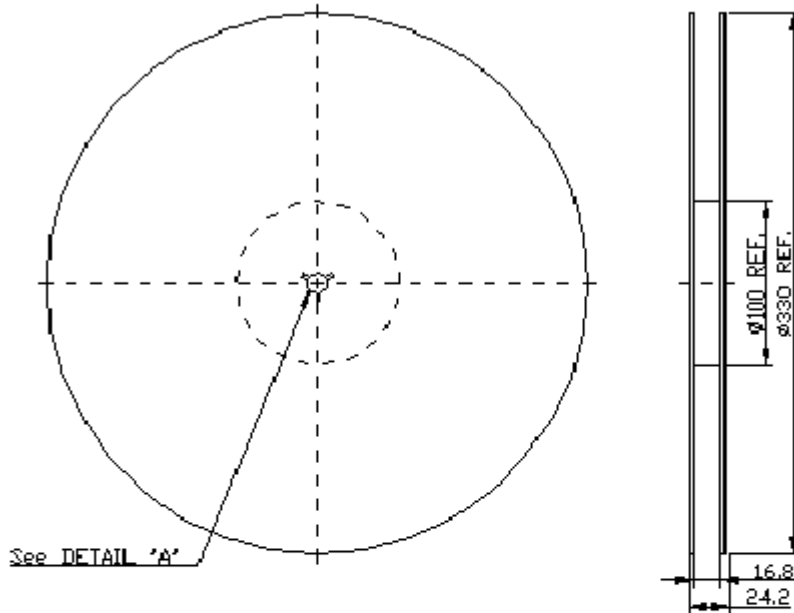
Year	2005 2009	2006 2010	2007 2011	2008 2012
Product Code	B	b	<u>B</u>	<u>b</u>

F. PCB Footprint:

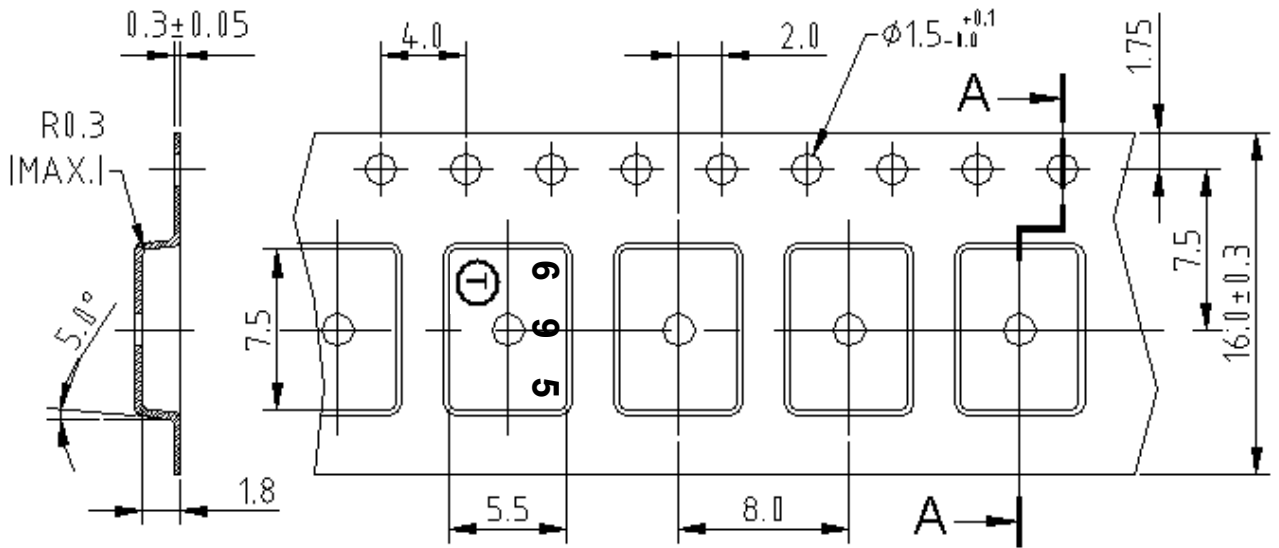


G. PACKING:

1. REEL DIMENSION



2. TAPE DIMENSION



H. RECOMMENDED REFLOW PROFILE:

