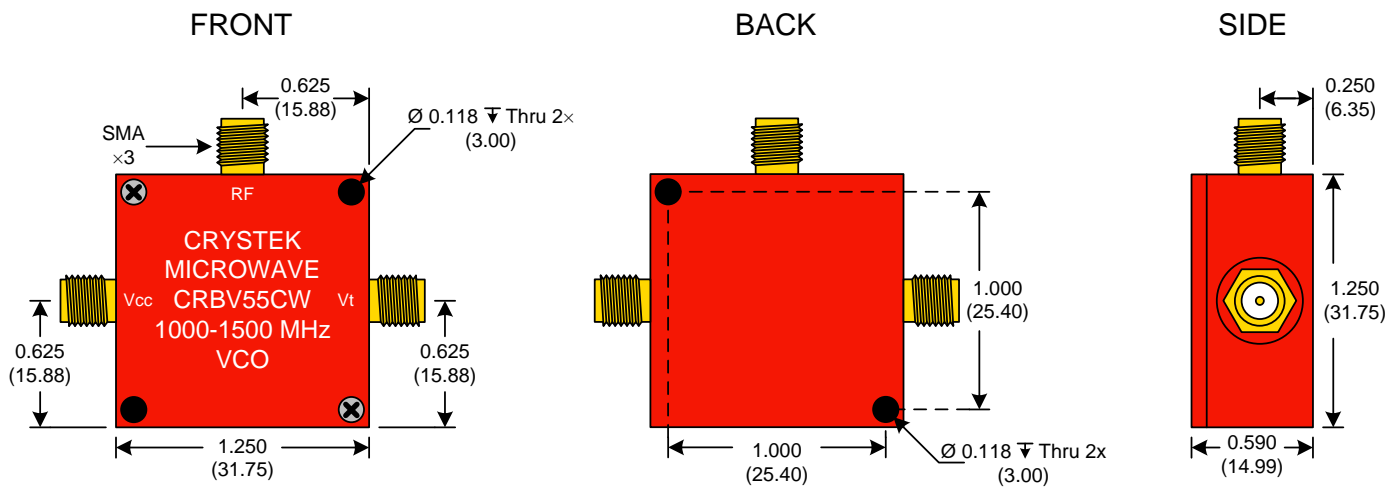




PERFORMANCE SPECIFICATION	MIN	TYP	MAX	UNITS
Lower Frequency:			1000	MHz
Upper Frequency:	1500			MHz
Tuning Voltage:	0.5		4.5	VDC
Supply Voltage:	2.85	3.0	3.15	VDC
Output Power:	0	+3.0	+6.0	dBm
Supply Current:		10		mA
Harmonic Suppression (2 <sup>nd</sup> Harmonic):		-15		dBc
Pushing:			6.0	MHz/V
Pulling, all Phases:			4.0	MHz pk-pk
Tuning Sensitivity:		150		MHz/V
Phase Noise @ 10kHz offset:		-95		dBc/Hz
Phase Noise @ 100kHz offset:		-120		dBc/Hz
Load Impedance:		50		$\Omega$
Input Capacitance:			30	pF
Operating Temperature Range:	-40		+85	$^{\circ}\text{C}$
Storage Temperature Range:	-45		+90	$^{\circ}\text{C}$



● Unless otherwise specified, Dimensions are in:  $\frac{\text{IN}}{\text{(mm)}}$

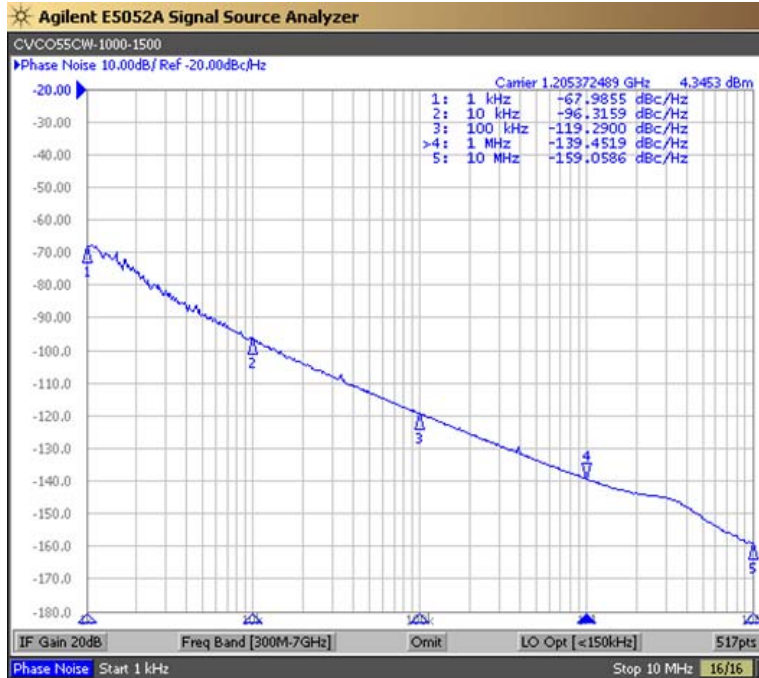
**Product Control:**

Crystek Part Number:	CRBV55CW-1000-1500	Release Date:	05-Jan-09
Revision Level:	A	Responsible:	C. Vales

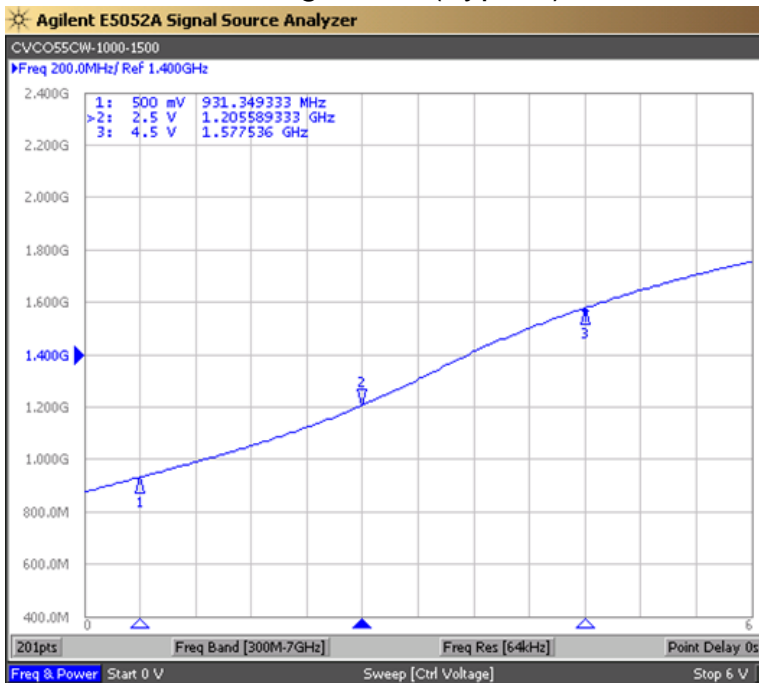




Phase Noise (1 Hz BW, Typical)



Tuning Curve (Typical)



**Product Control:**

Crystek Part Number:	CRBV55CW-1000-1500	Release Date:	05-Jan-09
Revision Level:	A	Responsible:	C. Vales

Specification is subject to change without notice

