

EPC3168G-X & EPC3168G-X-LF

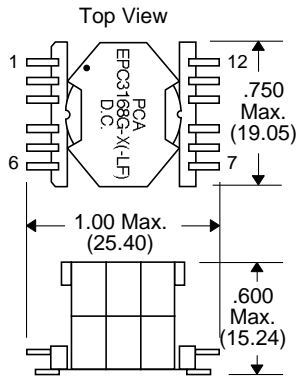


- Used in SMPS Flyback Topology
- Add “-LF” after part number for Lead Free
- Designed for use with National Semiconductor Chips LM2585 to LM2588
- UL94V-0 Recognized Components
- UL1446 Class B Insulation System
- Very Low Core Loss

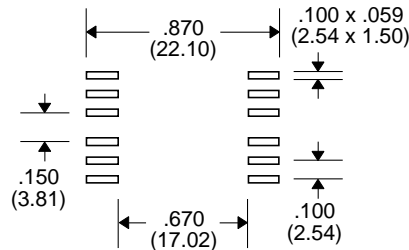
Electrical Parameters @ 25° C

PCA Part Number	Chipset	Xfmr Code	Voltage (Vdc)				Primary OCL ($\mu\text{H} \pm 10\%$) @ 10 KHz, 0.1 Vrms	Current (Amp. Max.)			Turns Ratio	Schematic
			V in Pin 2-3	V out 1	V out 2	V out 3		Sec. 1	Sec. 2	Sec. 3		
EPC3168G-1(-LF)	LM2587/88	T1	4-6	3.3	N	N	22	1.8	N	N	1:1	A
	LM2587/88	T1	4-6	5.0	N	N	22	1.4	N	N	1:1	A
	LM2587/88	T1	8-16	12.0	N	N	22	1.2	N	N	1:1	A
EPC3168G-2(-LF)	LM2587/88	T2	4-6	12.0	-12	N	22	0.3	0.3	N	1:2.5:2.5	B
EPC3168G-5(-LF)	LM2585/86	T5	18-36	5.0	12	-12	66	1.8	0.25	0.25	1:5:1.15:1.15	C
EPC3168G-6(-LF)	LM2585/86	T6	4-6	12.0	-12	N	65	0.15	0.15	N	1:1.2:1.2	B
	LM2585/86	T6	18-36	12.0	-12	N	65	0.6	0.6	N	1:1.2:1.2	B
EPC3168G-7(-LF)	LM2585/86	T7	4-6	3.3	N	N	47	1.4	N	N	1:1	A
	LM2585/86	T7	4-6	5.0	N	N	47	1.0	N	N	1:1	A
	LM2585/86	T7	8-16	12.0	N	N	47	0.8	N	N	1:1	A

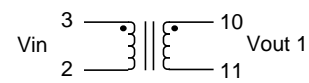
- LM2585/86/87 Switching Frequency : 100 KHz • LM2588 Switching Frequency : 200 KHz •
- Storage Temperature : -40°C to +125°C • Operating Temperature : 0°C to +70°C •
- Note : “N” means Not Required/No Connections • Isolation : 750 Vrms •



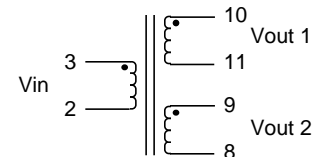
Package



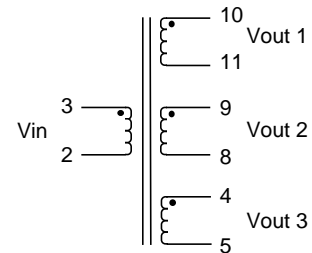
Schematic A



Schematic B



Schematic C



Notes :	EPC3168G-X	EPC3168G-X-LF
1. Lead Finish	SnPb	Hot Tin Dip (SnCu)
2. Peak Temperature Rating	225°C	245°C
3. Moisture Sensitive Levels	MSL = 1 (Unlimited, 30°C/60%RH)	MSL = 1 (Unlimited, 30°C/60%RH)
4. Weight	TBD grams	TBD grams
5. Packaging Information (Tube)	TBD pieces/tube	TBD pieces/tube

Unless Otherwise Specified Dimensions are in Inches /mm $\pm .010 / .25$