

5.0V Surface Mount Crystal Clock Oscillator HSM9

CONNOR WINFIELD



Features:

- 1.0 to 80 MHz
- 5.0V Operation
- RoHS Compliant
- Tri-State Enable / Disable
- Overall Frequency Tolerance:
 - HSM94 ± 20 ppm, HSM91 ± 25 ppm
 - HSM92 ± 50 ppm, HSM93 ± 100 ppm
- Temperature Range: 0 to 70°C
- Ceramic Surface Mount Package
- Tape and Reel Packaging

XO

The Connor-Winfield HSM91, HSM92, HSM93, and HSM94 models are 7.5mm x 5mm, 5.0V HCMOS, Surface Mount, Fixed Frequency Crystal Oscillators (XO) designed for use in all applications requiring precision clocks. The RoHS compliant surface mount package is designed for high-density mounting and is optimum for mass production.

2111 Comprehensive Drive
Aurora, Illinois 60505
Phone: 630-851-4722
Fax: 630-851-5040
www.conwin.com

US Headquarters:
630-851-4722
European Headquarters:
+353-61-472221

Absolute Maximum Ratings

Parameter	Minimum	Nominal	Maximum	Units	Notes
Storage Temperature	-55	-	125	°C	
Supply Voltage (Vcc)	-0.5	-	7.0	Vdc	

Operating Specifications

Parameter	Minimum	Nominal	Maximum	Units	Notes
Frequency Range (Fo)		-	80	MHz	
HSM94	1.8				
HSM91	1.0				
HSM92	1.0				
HSM93	1.0				
Frequency Tolerance		-		ppm	1
HSM94	-20		20		
HSM91	-25		25		
HSM92	-50		50		
HSM93	-100		100		
Operating Temp Range	0	-	70	°C	
Supply Voltage (Vdd)	4.5	5.0	5.5	Vdc	
Supply Current (Icc)		-		mA	
1.0 to 31.999 MHz			27		
32 to 49.999 MHz			45		
50 to 80.0 MHz			75		

Input Characteristics

Parameter	Minimum	Nominal	Maximum	Units	Notes
Enable Voltage - (Vih)	≥ 70% Vdd	-	-	Vdc	2
Disable Voltage - (Vil)	-	-	≤ 30% Vdd	Vdc	
Enable Time	-	-	100	mS	
Disable Time	-	-	100	nS	

HCMOS Output Characteristics

Parameter	Minimum	Nominal	Maximum	Units	Notes
Load	-	-	50	pF	
Voltage High (Voh)	4.5	-	-	Vdc	
Low (Vol)	-	-	0.55	Vdc	
Current High (Ioh)	-16	-	-	mA	
Low (Iol)	-	-	16	mA	
Duty Cycle at 50% of Vcc	45	50	55	%	
Rise / Fall Time 10% to 90%	-	-	6	nS	
Start-Up Time	-	-	10	mS	
Jitter	-	-	5	pS RMS	

Notes:

1. Inclusive of calibration @ 25°C, frequency vs temperature stability, supply voltage change, load change, shock and vibration, 10 years aging.
2. Oscillator output is enabled with no connection on pad 1



Bulletin **Sm006**
Page **1 of 2**
Revision **27**
Date **07 May 2008**



Package Characteristics

Package Hermetically sealed ceramic package and metal cover

Environmental Characteristics

Temperature Cycle The specimen shall meet electrical characteristics after tested 5 cycles of -55°C / 30 minutes and +125°C / 30 minutes

Hermetical No bubbles appear in Flourinert (FC-43) at 125°C ±5°C for 5 minutes

Solvent Resistance Marking will withstand immersion in Isopropyl Alcohol or Trichloroethylene

Soldering

General Conditions 260°C max x 10 sec max x 2 times max or 230°C max x 180 sec max x 1 time

Typical Operation Data (Vapor phase reflow)
20 to 100 sec up to 215°C, 50 sec
at 215°C, then down to room temperature per 1 to 5°C / sec

Mechanical Characteristics

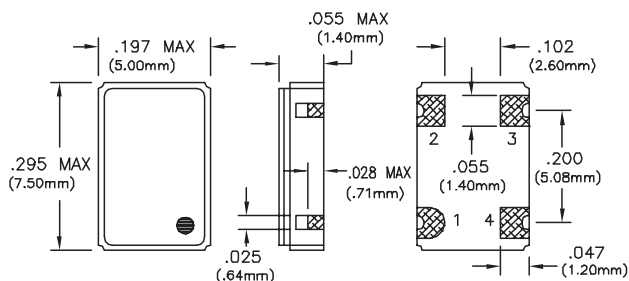
Free Drop The specimen shall meet electrical characteristics after tested 3 times, Free Drop testing on the hard wooden board from a height of 75 cm.

Vibration The specimen shall meet electrical characteristics after tested by the following conditions: 10-55Hz 1.5mm Amplitude, 55-2000 Hz 20 G's, 2 hours for each plane

Thermal Shock After applied Thermal Shock of 260°C max x 10 sec max x 2 times, or 230°C max x 180 sec max, the specimen shall meet electrical characteristics

Solderability (EIAJ-RCX-0102.101 Condition 1a)
1) Flux: MIL-F-14256 (WW Rosin=25%, Isopropyl Alcohol = 75%)
2) Solder: QQ-S-571 (Sn = 63%, Pb = 37%)
3) Solder bath temperature: 235°C ±5°C
4) Depth of immersion: Up to electrical terminal
5) Immersing time: Within 2 sec ±0.5 sec into solder bath

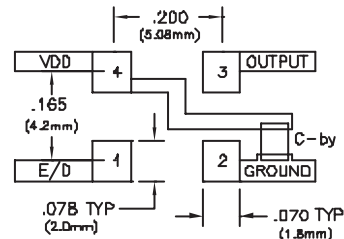
After performing the above procedures, a newly soldered coverage shall be greater than 90%



Pin Connections

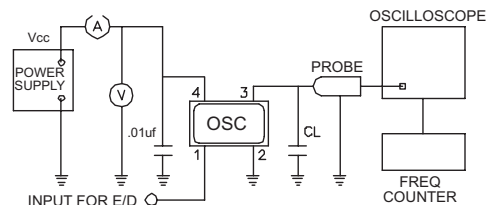
- 1: Tri-State E/D
- 2: Ground
- 3: Output
- 4: VDD

Suggested Pad Layout

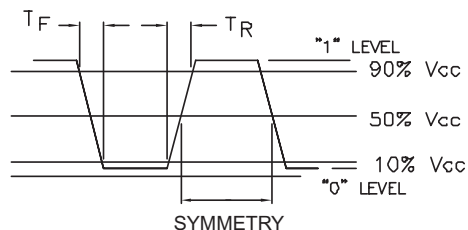


Bypass capacitor, C-by, should be ceramic capacitor ≥ .01 uf

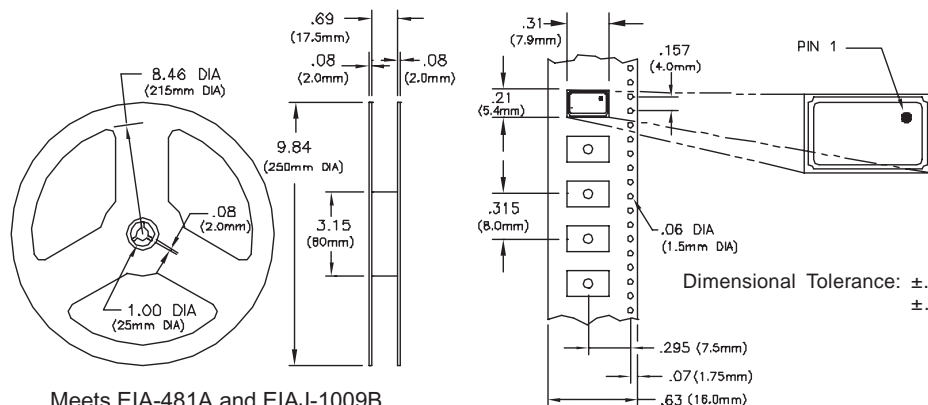
Test Circuit



Output Waveform



Tape and Reel Dimensions



Meets EIA-481A and EIAJ-1009B
2,000 PCS/Reel

Ordering Information

HSM91 - 050.0M
CLOCK SERIES CENTER FREQUENCY

Bulletin	Sm006
Page	2 of 2
Revision	27
Date	07 May 2008