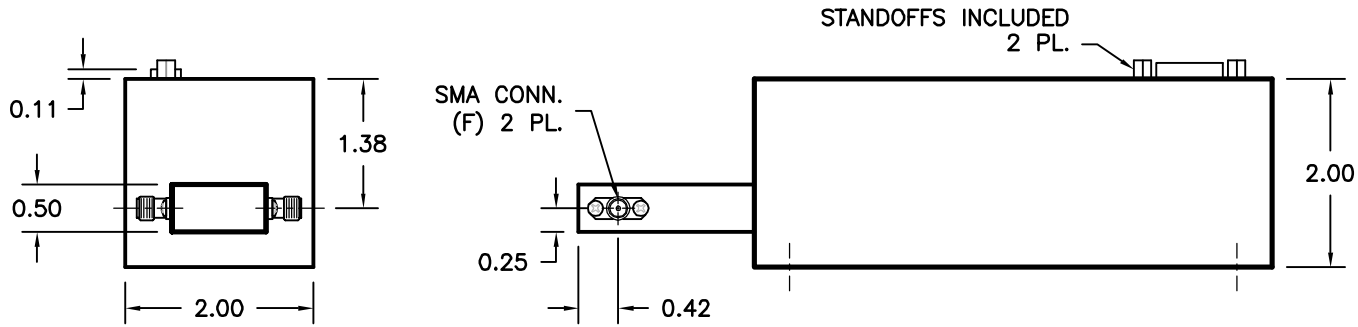
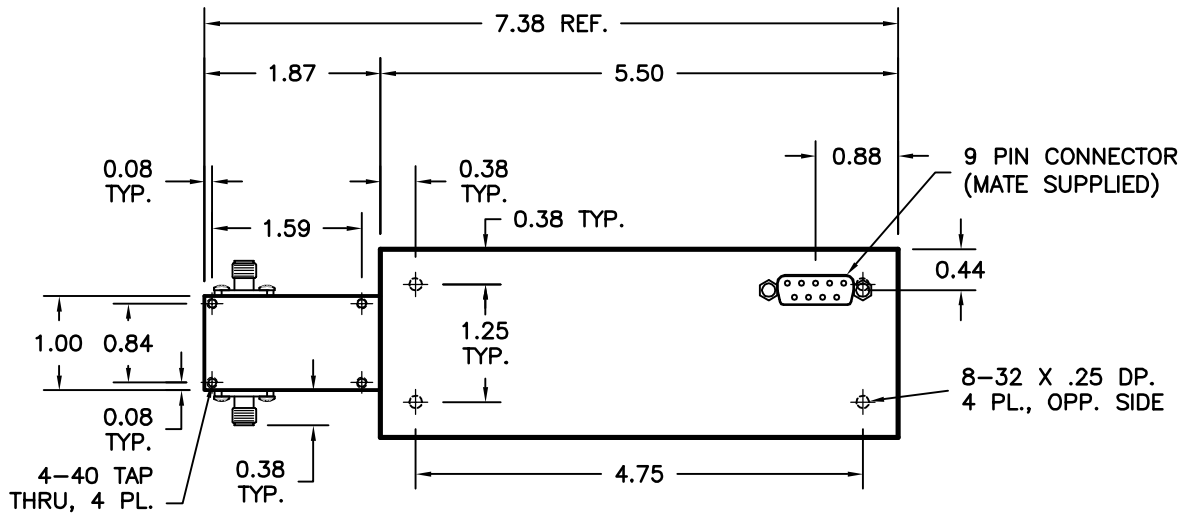
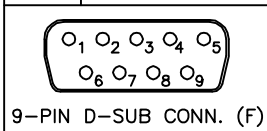


|        |          |               |   |          |
|--------|----------|---------------|---|----------|
| REV. A | AUTH. RL | DATE 09/27/02 | INITIAL RELEASE                             | APPROVED |
| REV. B | AUTH. RL | DATE 11/22/05 | REMOVED FUSE, LINETYPES, TITLE BLOCK UPDATE | APPROVED |

9-PIN CONNECTOR WIRING DIAGRAM (ATTENUATOR)

| PIN# | FUNCTION                   |
|------|----------------------------|
| -2   | INCREASE ATTENUATION       |
| +7   | DECREASE ATTENUATION       |
| +2   | DECREASE ATTENUATION       |
| -7   | INCREASE ATTENUATION       |
| +1   | END POINT INDICATOR (MAX.) |
| 6    | END POINT INDICATOR (MIN.) |
| -3   | END POINT INDICATOR (MIN.) |
| 8    | END POINT INDICATOR (MAX.) |
| 5    | WIPER (TRACKING POT)       |
| 4    | TRACKING POT               |
| 9    | TRACKING POT               |



- NOTES:
- 10K POT USED.
  - SMA CONNECTOR IS MODIFIED TO MEET COMPONENT SPECIFICATIONS.
  - SMA CONNECTOR WILL MATE WITH 2.9MM CONNECTOR.

|   |                    |   |  |
|---|--------------------|---|--|
| MATERIAL -  | TREATMENT -        | DRAWN RL  | DATE 09/27/02  |
| FINISH ATM GRAY   | MOD NO. AV06-XX-28 | CHECKED   | DATE   |
| <p style="text-align: center;"><b>OUTLINE,<br/>AV06 MOTOR-DRIVEN ATTENUATOR</b></p>   |                    | APPROVED  | DATE   |
|   |                    | CAGE CODE: OR8N4  | DO NOT SCALE DWG   |
| ADVANCED TECHNICAL MATERIALS, INC.<br>49 RIDER AVE., PATCHOGUE N.Y. 11772<br>TEL: (631) 289-0363 FAX: (631) 289-0358<br><a href="http://www.atmmicrowave.com">http://www.atmmicrowave.com</a> |                    | UNLESS OTHERWISE NOTED DIMENSIONS ARE IN INCHES TOLERANCES ARE:   | FRACTIONS ±1/64<br>DECIMALS ±.01<br>ANGLES ±1/2°<br>SHEET. 1/1 |
|   |                    | PROPRIETARY NOTICE:<br>THE INFORMATION IN THIS DRAWING IS PROPRIETARY AND SHALL NOT BE USED OR DISCLOSED WITHOUT THE PRIOR WRITTEN CONSENT OF ATM, INC. | SCALE 1 : 2<br>DWG. NO. 3207W<br>REV. B                        |