

Features

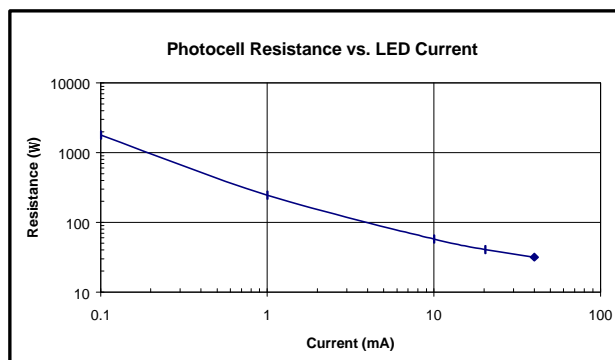
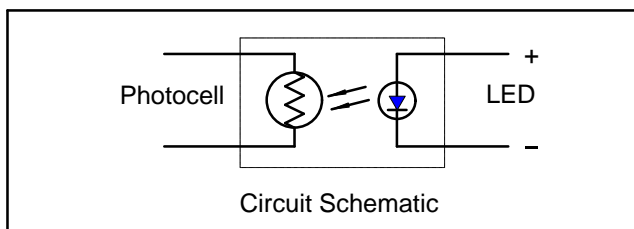
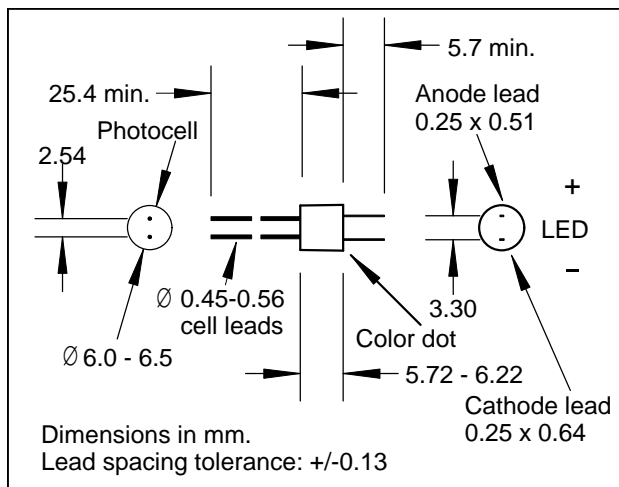
- Compact, moisture resistant package
- Lowest "on" resistance
- Very low LED current
- Passive resistance output
- Low distortion

Description

This optocoupler consists of an LED input optically coupled to a photocell. The photocell resistance is high when the LED current is "off" and low resistance when the LED current is "on".

Absolute Maximum Ratings

Storage Temperature	-40 to +75°C
Operating Temperature	-40 to +75°C
Soldering Temperature (1)	260°C
Isolation Voltage (peak)	2000V



Electrical Characteristics (T_A=25°C)

Symbol	Parameter	Min.	Typ.	Max.	Units	Test Conditions
LED						
I _F	Forward Current			25	mA	
V _F	Forward Voltage			2.5	V	I _F = 20 mA
I _R	Reverse Current			10	μA	V _R = 4V
Cell						
V _C	Maximum Cell Voltage			60	V	(Peak AC or DC)
P _D	Power Dissipation			50	mW	(2)
Coupled						
R _{ON}	On Resistance			40	Ω	I _F = 20 mA
			140		Ω	I _F = 1 mA
R _{OFF}	Off Resistance	1	5		MΩ	10 sec after I _F = 0, 5Vdc on cell.
T _R	Rise Time		5		msec	Time to 63% of final conductance @ I _F = 20mA
T _F	Decay Time		80		msec	Time to 100KΩ after removal of I _F = 20mA
	Cell Temp Coefficient		0.7		%/°C	I _F > 5 mA

Specifications subject to change without notice
 Note: (1) >2 mm from case for <5 sec.
 (2) Derate linearly to 0 at 75°C

104057 REV 3

5200 St. Patrick St., Montreal
 Que., H4E 4N9, Canada
 Tel: 514-768-8000
 Fax: 514-768-8889

The Old Railway, Princes Street
 Ulverston, Cumbria, LA12 7NQ, UK
 Tel: 01 229 581 551
 Fax: 01 229 581 554