

DATA SHEET

TX11/6.4/4
Alloy powder toroids

New data

2008 Sep 01

Alloy powder toroids

TX11/6.4/4

RING CORES (TOROIDS)

Effective core parameters

SYMBOL	PARAMETER	VALUE	UNIT
$\Sigma(I/A)$	core factor (C1)	2.97	mm ⁻¹
V_e	effective volume	244	mm ³
l_e	effective length	26.9	mm
A_e	effective area	9.06	mm ²
m	mass of core (for μ_i 125)	MPP	2.12 g
		Sendust	1.50 g
		High-Flux	1.99 g

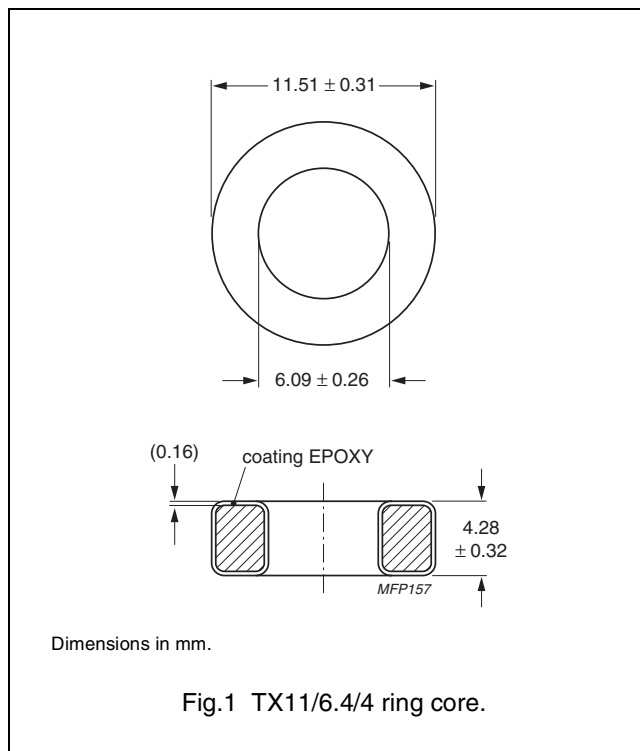
Coating

The cores are coated with epoxy. The colour is black (Sendust), grey (MPP) or khaki (High-Flux). Maximum operating temperature is 200 °C. Parylene coating is also available (transparent, maximum operating temperature 130 °C).

Isolation voltage

AC isolation voltage : 1000 V (Parylene : 750 V).
Contacts are applied on the edge of the ring core, which is also the critical point for the winding operation.

Ring core data - Note 1. Mechanical dimensions : OD ≤ 11.89, ID ≥ 5.89, H ≤ 4.72



GRADE	A_L (nH)	μ_i	B (mT) at	CORE LOSS (W) at	TYPE NUMBER
			H = 100 kA/m; f = 10 kHz; T = 25 °C	f = 100 kHz; \hat{B} = 100 mT; T = 25 °C	
MPP	6 ± 8 %	14	≥ 640	0.366	TX11/4-M2-A6
	11 ± 8 %	26	≥ 700	0.292	TX11/4-M2-A11
	26 ± 8 %	60	≥ 760	0.183	TX11/4-M2-A26
	53 ± 8 %	125	≥ 800	0.183	TX11/4-M2-A53
	63 ± 8 %	147	≥ 800	0.195	TX11/4-M2-A63
	68 ± 8 %	160	≥ 800	0.195	TX11/4-M2-A68
	74 ± 8 %	173	≥ 800	0.195	TX11/4-M2-A74
	85 ± 8 %	200	≥ 800	0.366	TX11/4-M2-A85
	127 ± 8 %	300	≥ 800	0.366	TX11/4-M2-A127
Sendust ⁽¹⁾	26 ± 12 %	60	≥ 1030	0.208	TX11/4-S7-A26-MC
	32 ± 12 %	75	≥ 1040	0.208	TX11/4-S7-A32-MC
	38 ± 12 %	90	≥ 1050	0.208	TX11/4-S7-A38-MC
	53 ± 12 %	125	≥ 1060	0.208	TX11/4-S7-A53-MC
High-Flux	6 ± 8 %	14	≥ 890	0.609	TX11/4-H2-A6
	11 ± 8 %	26	≥ 980	0.487	TX11/4-H2-A11
	26 ± 8 %	60	≥ 1280	0.439	TX11/4-H2-A26
	53 ± 8 %	125	≥ 1370	0.487	TX11/4-H2-A53
	63 ± 8 %	147	≥ 1385	0.536	TX11/4-H2-A63
	68 ± 8 %	160	≥ 1400	0.853	TX11/4-H2-A68




DATA SHEET STATUS DEFINITIONS

DATA SHEET STATUS	PRODUCT STATUS	DEFINITIONS
Preliminary specification	Development	This data sheet contains preliminary data. Ferroxcube reserves the right to make changes at any time without notice in order to improve design and supply the best possible product.
Product specification	Production	This data sheet contains final specifications. Ferroxcube reserves the right to make changes at any time without notice in order to improve design and supply the best possible product.

DISCLAIMER

Life support applications — These products are not designed for use in life support appliances, devices, or systems where malfunction of these products can reasonably be expected to result in personal injury. Ferroxcube customers using or selling these products for use in such applications do so at their own risk and agree to fully indemnify Ferroxcube for any damages resulting from such application.

PRODUCT STATUS DEFINITIONS

STATUS	INDICATION	DEFINITION
Prototype		These are products that have been made as development samples for the purposes of technical evaluation only. The data for these types is provisional and is subject to change.
Design-in		These products are recommended for new designs.
Preferred		These products are recommended for use in current designs and are available via our sales channels.
Support		These products are not recommended for new designs and may not be available through all of our sales channels. Customers are advised to check for availability.