



### Features

- ◇ For IF SAW filter
- ◇ High attenuation
- ◇ Single-ended operation LBN140
- ◇ Dual In-line Package
- ◇ RoHS compliant (2002/95/EC), Pb-free

### Specifications

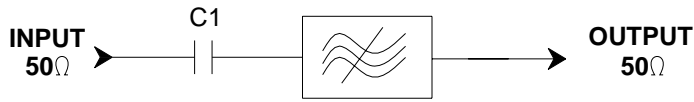
Parameter	Unit	Minimum	Typical	Maximum	
Center Frequency	MHz	139.85	140	140.15	
Insertion Loss	dB	-	26	29	
3 dB Bandwidth	MHz	9.75	9.81	-	
Passband Variation	dB	-	1.1	1.5	
Absolute Delay	usec	-	3.6	4	
Ultimate Rejection	$f_0 \pm 5.3\text{MHz}$	dB	35	40	-
	$f_0 \pm 5.5\text{MHz}$	dB	45	55	-
	$f_0 \pm 5.9\text{MHz}$	dB	50	58	-
	$f_0 \pm 9.9\text{MHz}$	dB	55	60	-
Material Temperature coefficient	KHz/°C	-13.16			
Substrate Material	-	YZ LN			
Ambient Temperature	°C	25			
Operating Temperature Range	°C	-40	-	+85	
Storage Temperature Range	°C	-45	-	+105	
DC Voltage	V	0			
Input Power	dBm	-	-	10	
ESD Class	-	1A			
Package Size	DIP3512 (35.0x12.8x4.7mm3)				

#### Notes:

1. All specifications are based on the test circuit shown;
2. In production, all specifications are measured by Agilent Network analyzer and full 2 port calibration at room temperature;
3. Electrical margin has been built into the design to account for the variations due to temperature drift and manufacturing tolerances;
4. This is the optimum impedance in order to achieve the performance show.

	<b>SIPAT Co., Ltd.</b> ( CETC No.26 Research Institute ) #14 Nanping Huayuan Road, Chongqing, China, 400060	Part Number	LBN140A08	
		Rev. Date	2008-03-06	
		Ver.	1.0	Page 1/3

### Matching Configuration

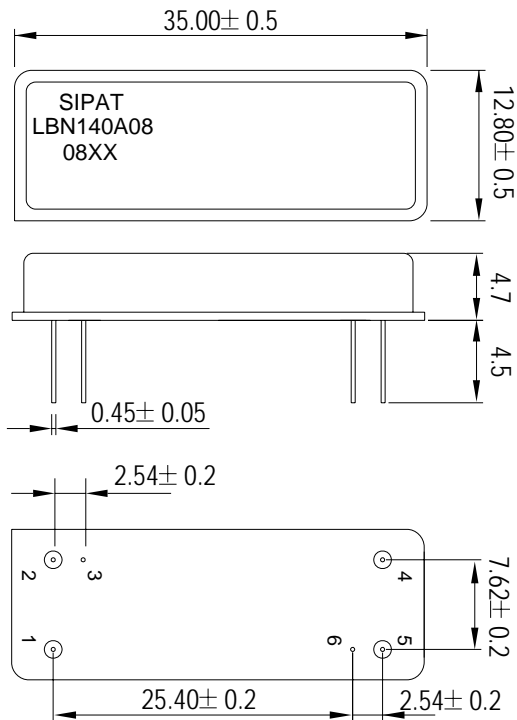


**C1=18pF**

**Source/Load Impedance=50 ohm**

Notes - Component values may change depending on board layout.

### Package Dimension



#### Pad Configuration:

Input 1  
Output 5  
Ground All Others

#### Marking Configuration:

- 1) SIPAT: Manufacturer Name
- 2) LBN140A08: Part Number
- 3) 08XX: Date Code

**Package: DIP3512**

**Unit: mm**



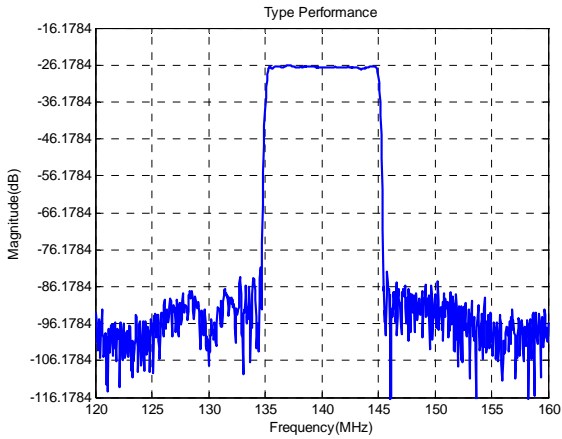
**SIPAT Co., Ltd.**  
( CETC No.26 Research Institute )  
#14 Nanping Huayuan Road,  
Chongqing, China, 400060

Part Number	LBN140A08	
Rev. Date	2008-03-06	
Ver.	1.0	Page 2/3



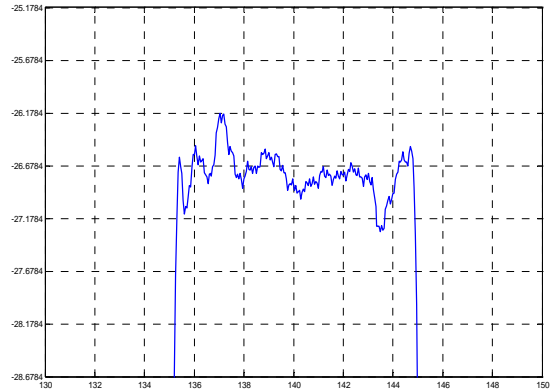
Typical Performance

Frequency Respond



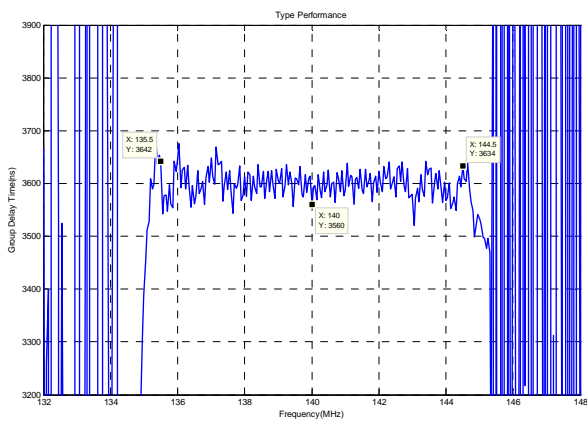
Horizontal: 5MHz/Div Vertical: 10dB/Div

Passband Respond



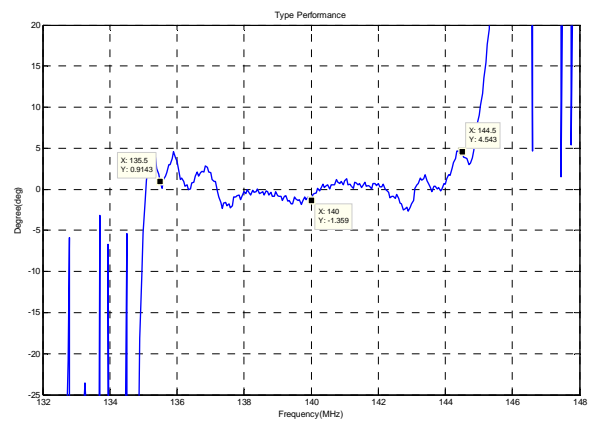
Horizontal: 2MHz/Div Vertical: 0.5dB/Div

Group Delay Variation(f0±4.5MHz)



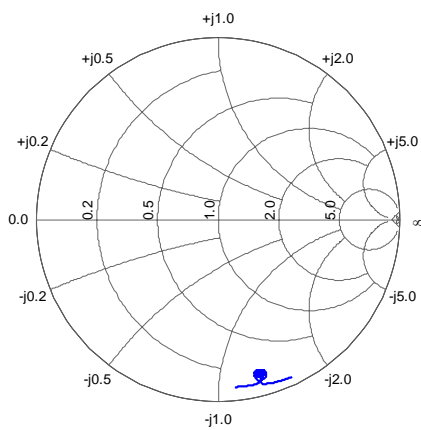
Horizontal: 2MHz/Div Vertical: 100ns/Div

Phase Linearity(f0±4.5MHz)

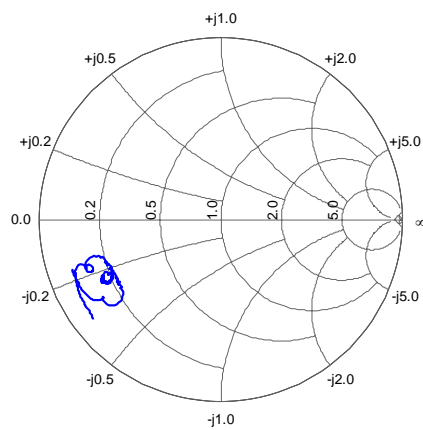


Horizontal: 2MHz/Div Vertical: 5deg/Div

Smith Chart S11



Smith Chart S22



SIPAT Co., Ltd.  
( CETC No.26 Research Institute )  
#14 Nanping Huayuan Road,  
Chongqing, China, 400060

Part Number	LBN140A08	
Rev. Date	2008-03-06	
Ver.	1.0	Page 3/3