

6.0 Amp Silicon Rectifiers

Features

- Low forward voltage drop
- high current capability
- High forward surge current capability
- High reliability
- High temperature soldering guaranteed 260°C/10 seconds
/.375" (9.5mm) lead length, 5lbs (2.3kg) tension
- RoHS compliant



T6L



Mechanical Data

Case:	T6L, molded plastic
Epoxy:	Meets UL 94V-0 flammability rating
Terminals:	Axial leads, solderable per MIL-STD-202G, Method 208
Polarity:	Cathode indicated by color band
Weight:	0.07 Ounce, 2.1 gram

Maximum Ratings ($T_{Ambient}=25^{\circ}C$ unless noted otherwise)

Symbol	Description	T6A 05L	T6A 10L	T6A 20L	T6A 40L	T6A 60L	T6A 80L	T6A 100L	Unit	Conditions
VRRM	Maximum Repetitive Peak Reverse Voltage	50	100	200	400	600	800	1000	V	
VRMS	Maximum RMS Voltage	35	70	140	280	420	560	700	V	
VDC	Maximum DC Blocking Voltage	50	100	200	400	600	800	1000	V	
IF(AV)	Maximum Average Forward Rectified Current	6.0							A	Note 1
IFSM	Peak Forward Surge Current	400							A	8.3ms single half sine-wave superimposed on rated load (JEDEC method)
TJ,TSTG	Operating Junction and Storage Temperature Range	-55 to +125							°C	

6.0 Amp Silicon Rectifiers

T6A05L~ T6A100L

Electrical Characteristics ($T_{Ambient}=25^{\circ}C$ unless noted otherwise)

Symbol	Description	T6A 05L	T6A 10L	T6A 20L	T6A 40L	T6A 60L	T6A 80L	T6A 100L	Unit	Conditions
V_F	Maximum Forward Voltage	0.95							V	I_F at 6.0 A
I_R	Maximum DC Reverse Current at Rated DC Blocking Voltage	5.0							μA	$T_A=25^{\circ}C$
		400								$T_A=100^{\circ}C$
C_J	Typical Junction Capacitance	100							pf	$V_R=4V, f=1MHz$
$R_{\theta-JA}$	Maximum Thermal Resistance	10							$^{\circ}C/W$	Note 2

- Note:** 1. 60Hz, resistive or inductive load. Derate current by 20% for capacitive load
 2. Thermal resistance from junction to ambient at .375" (9.5mm) lead length.

Typical Characteristics Curves

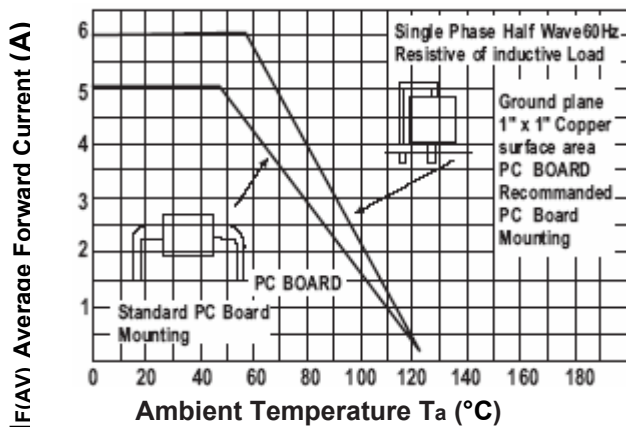


Fig.1- Forward Current Derating Curve

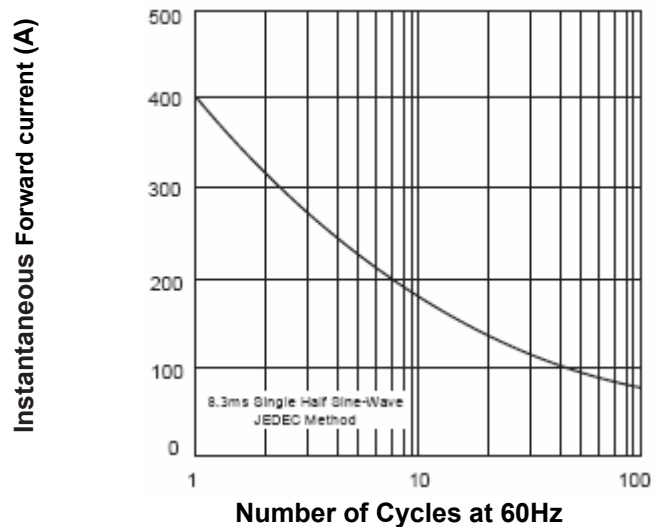


Fig.2- Max. Non-Repetitive Forward Surge Current

6.0 Amp Silicon Rectifiers

T6A05L~ T6A100L

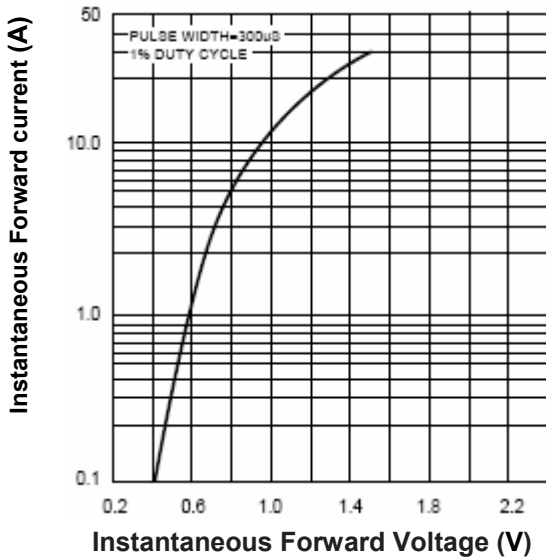
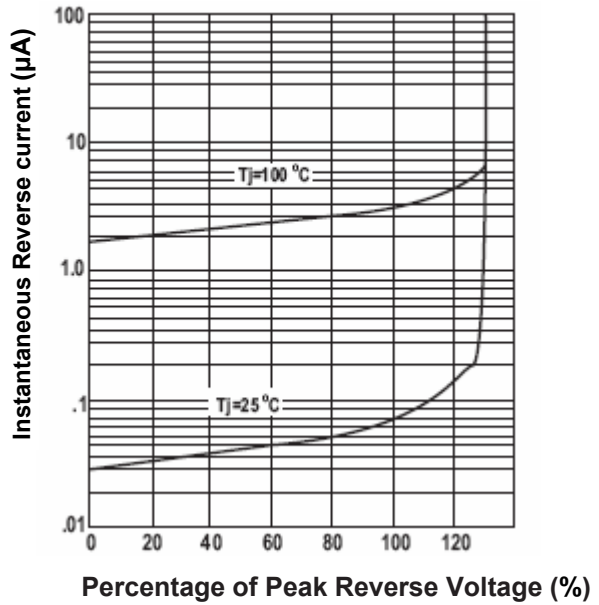
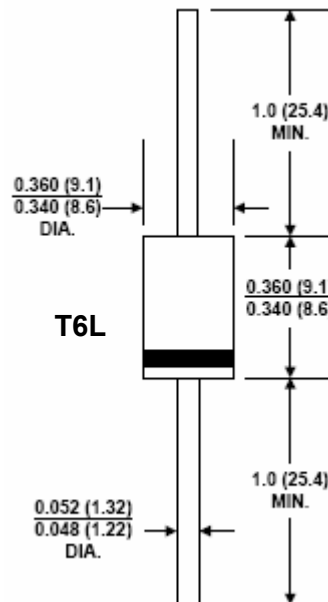


Fig.3-Typical Instantaneous Forward Characteristics



Dimensions in inches (mm)

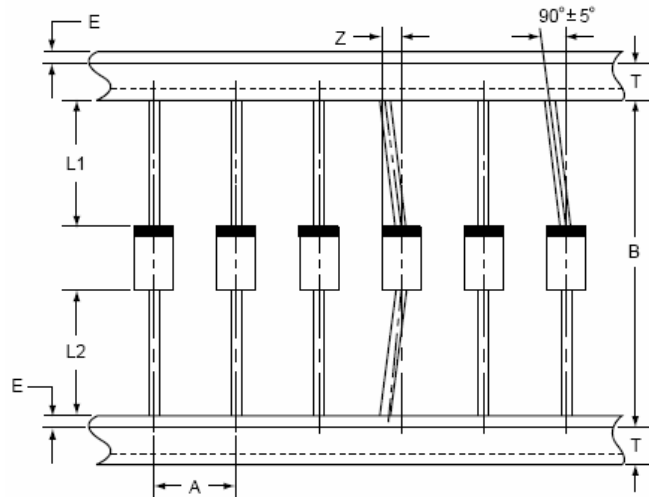


6.0 Amp Silicon Rectifiers

T6A05L~ T6A100L

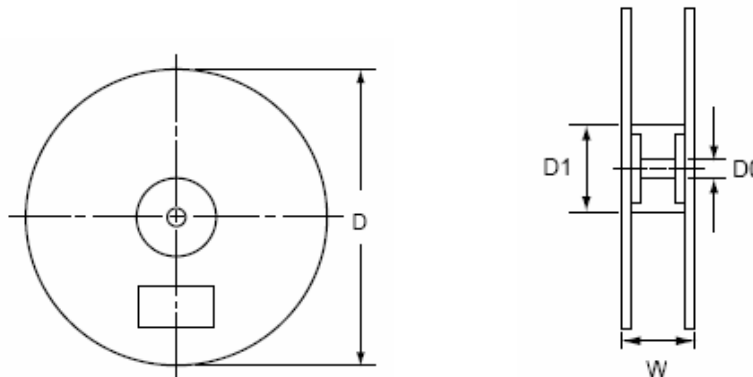
Packing Information:

Carrier Tape Dimensions (in mm) Loaded quantity 750 PCS per reel



Components Outline	A	B	L1- L2	T	E	Z
T6L	10±0.5	52.4±1	Max.1.0	6±0.4	Max.0.8	Max.1.2

Reel Dimensions (in mm)



D	D0	D1	W
330.0±2.0	16.6±0.4	85.7±0.3	79.0±1.0

Carton Information

PCS per Carton	Carton Size
3000	340X340X330 (in mm)

How to contact us:

US HEADQUARTERS

28040 WEST HARRISON PARKWAY, VALENCIA, CA 91355-4162

Tel: (800) TAITRON (800) 247-2232 (661) 257-6060

Fax: (800) TAITFAX (800) 824-8329 (661) 257-6415

Email: taitron@taitroncomponents.com

Http://www.taitroncomponents.com

TAITRON COMPONENTS MEXICO, S.A .DE C.V.

BOULEVARD CENTRAL 5000 INTERIOR 5 PARQUE INDUSTRIAL ATITALAQUIA, HIDALGO C.P.

42970 MEXICO

Tel: +52-55-5560-1519

Fax: +52-55-5560-2190

TAITRON COMPONETS INCORPORATED E REPRESENTAÇÕES DO BRASIL LTDA

RUA DOMINGOS DE MORAIS, 2777, 2.ANDAR, SALA 24 SAÚDE - SÃO PAULO-SP 04035-001 BRAZIL

Tel: +55-11-5574-7949

Fax: +55-11-5572-0052

TAITRON COMPONETS INCORPORATED, SHANGHAI REPRESENTATIVE OFFICE

CROSS REGION PLAZA, 899 LINLING ROAD, SUITE 18C, SHANGHAI, 200030, CHINA

Tel: +86-21-5424-9942

Fax: +86-21-5424-9931