

**PLEASE CHECK WWW.MOLEX.COM FOR LATEST PART INFORMATION**

**Part Number:** [0850420397](#)  
**Status:** **Active**  
**Overview:** [din\\_41612](#)  
**Description:** 2.54mm (.100") Pitch DIN 41612 Receptacle, Style C, 32 Circuits

**Documents:**

[3D Model](#) [RoHS Certificate of Compliance \(PDF\)](#)  
[Drawing \(PDF\)](#)

**Agency Certification**

CSA LR19980  
 UL E29179

**General**

Product Family Backplane Connectors  
 Series [85042](#)  
 Application Daughtercard  
 Component Type PCB Receptacle  
 Overview [din\\_41612](#)  
 Product Name IEC 603-2/DIN 41612  
 Style C

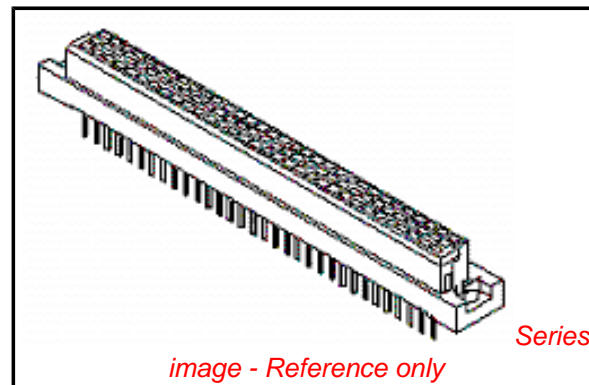
**Physical**

Circuits (Loaded) 32  
 Circuits (maximum) 96  
 Circuits Detail Rows A & C  
 Durability (mating cycles max) 400  
 First Mate / Last Break No  
 Flammability 94V-0  
 Guide to Mating Part No  
 Keying to Mating Part Yes  
 Number of Columns 32  
 Number of Pairs Open Pin Field  
 Number of Rows 3  
 Orientation Vertical  
 PC Tail Length (in) 0.177 In  
 PC Tail Length (mm) 4.50 mm  
 PCB Locator No  
 PCB Retention Yes  
 Packaging Type Tray  
 Pitch - Mating Interface (in) 0.100 In  
 Pitch - Mating Interface (mm) 2.54 mm  
 Pitch - Term. Interface (in) 0.100 In  
 Pitch - Term. Interface (mm) 2.54 mm  
 Polarized to PCB Yes  
 Stackable No  
 Surface Mount Compatible (SMC) No  
 Temperature Range - Operating -55°C to +125°C

**Electrical**

Current - Maximum per Contact 2.5A  
 Data Rate 622.0 Mbps  
 Real Signals (per 25mm) 29  
 Shielded No  
 Voltage - Maximum 250V AC (RMS)

**Material Info**



**EU RoHS**

**ELV and RoHS  
 Compliant**  
**REACH SVHC**  
 Not Reviewed  
**Halogen-Free  
 Status**  
 Not Reviewed

**China RoHS**



**Need more information on product  
 environmental compliance?**

Email [productcompliance@molex.com](mailto:productcompliance@molex.com)  
 For a multiple part number RoHS Certificate of  
 Compliance, [click here](#)

Please visit the [Contact Us](#) section for any  
 non-product compliance questions.

**Search Parts in this Series**

[85042Series](#)

**Mates With**

DIN 41612 Headers [85003](#) , [85013](#)

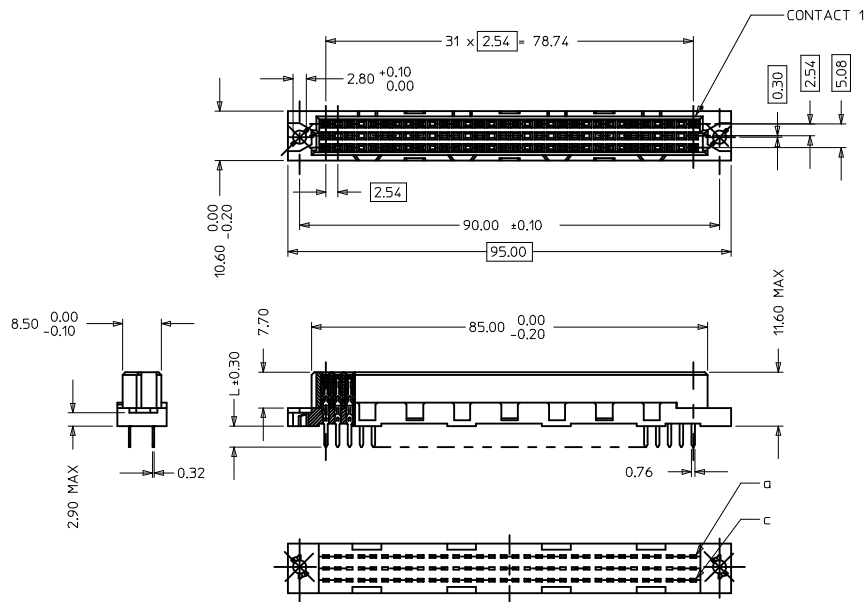
**Reference - Drawing Numbers**

Sales Drawing

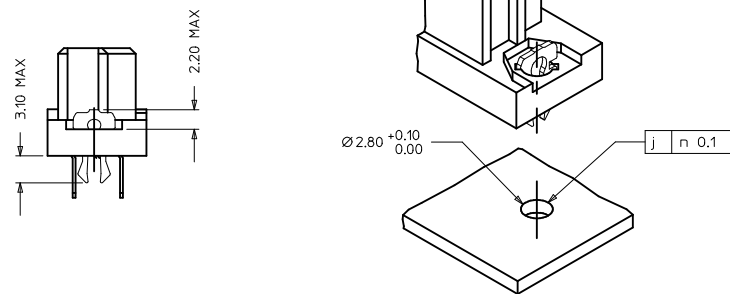
SD-85042-001

This document was generated on 05/17/2010

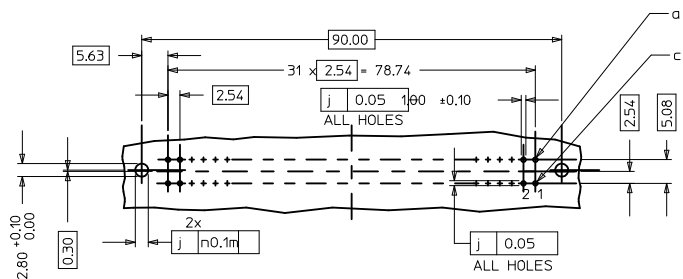
**PLEASE CHECK [WWW.MOLEX.COM](http://WWW.MOLEX.COM) FOR LATEST PART INFORMATION**



WITH MOUNTING CLIPS



RECOMMENDED PCB LAYOUT  
COMPONENT SIDE



NOTES:

1) MATERIALS: THERMOPLASTIC POLYESTER, GLASS FILLED, UL94V-0, COLOUR: PEBBLE GREY RAL 7032  
TERMINAL - PHOSPHOR BRONZE  
MOUNTING CLIP: STEEL

2) FINISH: TERMINAL:-

- CONTACT AREA
- A. PERFORMANCE LEVEL 1: SELECTIVE GOLD (Au), THICKNESS = 1.27 MICROMETER OVER NICKEL THICKNESS = 1.8 MICROMETER
- B. PERFORMANCE LEVEL 2: SELECTIVE GOLD (Au), THICKNESS = 0.8 MICROMETER OVER NICKEL THICKNESS = 1.8 MICROMETER
- C. PERFORMANCE LEVEL 3: SELECTIVE GOLD (Au), THICKNESS = 0.3 MICROMETER OVER NICKEL THICKNESS = 1.8 MICROMETER
- TERMINATION AREA:  
SELECTIVE TIN, THICKNESS = 5 MICROMETER OVER NICKEL, THICKNESS 1.8 MICROMETER OVERALL.

3) MOUNTING CLIP:

TIN (Sn), THICKNESS = 5-10 MICROMETER OVER NICKEL (Ni) THICKNESS = 2.5 MICROMETER

4) FOR NON MOUNTING CLIP OPTION, CONNECTOR TO BE SECURED WITH RIVETS: 2 TABULAR RIVETS 2.5 X 0.3 ..DIN 7340  
SCREWS: 2 CHEESEHEAD SCREWS M2.5 X ..DIN 84 AND 2 HEXAGONAL NUTS M2.5 DIN 934.

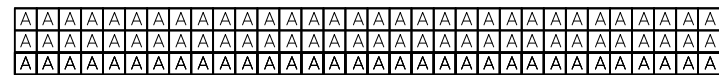
5) MATERIAL No, BATCH CODE, UL AND CSA MARKING TO BE PRINTED ON THE CONNECTOR.

6) CUT FACES OF TIP WITHOUT PLATING PERMITTED.

EC NO: I2010-0265 2009/12/11 DRWN: SNS01 CHKD: KPRASAD APPR: KPRASAD 2009/12/28 2010/01/06	QUALITY SYMBOLS ▽=0 ▽=0	GENERAL TOLERANCES (UNLESS SPECIFIED)		DIMENSION STYLE MM ONLY	SCALE 4:1	DESIGN UNITS METRIC	THIRD ANGLE PROJECTION
		m	INCH	DRAWN BY PRASHANT	DATE 2004/12/07	TITLE ASSEMBLY, DIN 41612 C FEMALE, 96 POS	
REV 2	DESCRIPTION	4 PLACES	± ---	± ---	CHECKED BY SSUDHIR	DATE 2004/12/07	MATERIAL NO. SEE CHART
		3 PLACES	± 0.005	± ---	APPROVED BY SSUDHIR	DATE 2004/12/07	
		2 PLACES	± 0.1	± ---	MATERIAL NO. SD-85042-001		SHEET NO. 1 OF 2
		1 PLACE	± 0.15	± ---	THIS DRAWING CONTAINS INFORMATION THAT IS PROPRIETARY TO MOLEX INCORPORATED AND SHOULD NOT BE USED WITHOUT WRITTEN PERMISSION		
		ANGULAR ± 2 °					
DRAFT WHERE APPLICABLE MUST REMAIN WITHIN DIMENSIONS							

MATERIAL No	PERF LEVEL	PLATING	CONTACT SEQUENCE/ROW	DIM "L" mm	MOUNTING CLIP NO.	FLUX PROOF
850421249	1	Au+Ni	1,2,3...32 a+c	4.5	NO	NO
850420385	2	Au+Ni	1,2,3...32 a+b+c	2.9	NO	NO
850420191	2	Au+Ni	1,2,3...32 a+c	4.5	NO	NO
850420270	2	Au+Ni	1,2,3...32 a+b+c	4.5	NO	NO
850420397	2	Au+Ni	2,4,6...32 a+c	4.5	NO	NO
850421043	1	Au+Ni	1,2,3...32 a+b+c	4.5	NO	NO
850421079	2	Au+Ni	1,2,3...32 a+b+c	2.9	YES	NO
850421213	2	Au+Ni	1,2,3...32 a+b+c	4.5	YES	NO
850421304	1	Au+Ni	1,2,3...32 a+b+c	2.9	NO	NO
850422347	2	Au+Ni	1,2,3...32 a+b+c	2.9	NO	YES
850422529	2	Au+Ni	1,2,3...32 a+c	2.9	YES	NO
850423316	2	Au+Ni	2,4,6...32 a+c	2.9	YES	YES
850424696	2	Au+Ni	1,2,3...32 a+c	4.5	YES	NO
850424763	2	Au+Ni	2,4,6...32 a+c	2.9	NO	NO
850426232	2	Au+Ni	1,2,3...32 a+b+c	4.5	YES	NO
850429017	3	Au+Ni	1,2,3...32 a+b+c	4.5	YES	NO

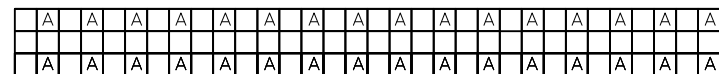
VIEW ON MATING SIDE (96PINS)



VIEW ON MATING SIDE (64PINS)

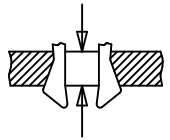


VIEW ON MATING SIDE (32PINS)



CLIPS SNAP UNDER  
PC - BOARD OF  
1.5 to 1.8 mm  
Fm <= 60N  
Fr >= 20N  
Fr >= 200N, WHEN  
SOLDERED IN  
PLATED - THROUGH  
FIXING HOLES

Fm = MOUNTING FORCE  
(FOR ONE CONNECTOR = 2 CLIPS)



FR = RETENTION FORCE  
(FOR ONE CONNECTOR = 2 CLIPS)

CLIPS STICK IN  
FIXING HOLE OF  
PC - BOARDS  
OVER 1.8 mm  
Fm <= 60N  
FR >= 16N



EC NO: I2010-0265 2009/12/11 DRWN: SNG01 2009/12/28 CHKD: KRASAD 2010/01/06 APPR: KRASAD 2010/01/06 2	QUALITY SYMBOLS ▽=0 ▽=0	GENERAL TOLERANCES (UNLESS SPECIFIED)		DIMENSION STYLE MM ONLY		SCALE 1:1	DESIGN UNITS METRIC	THIRD ANGLE PROJECTION
		4 PLACES ± --- ± --- 3 PLACES ± 0.05 ± --- 2 PLACES ± 0.1 ± --- 1 PLACE ± 0.15 ± --- ANGULAR ± 2 °	mm INCH DRAWN BY PRASHANT DATE 2004/12/07 CHECKED BY PRASHANT DATE 2004/12/07 APPROVED BY PRASHANT DATE 2004/12/07	TITLE ASSEMBLY, DIN 41612, C FEMALE, 96 POS		MATERIAL NO. SEE CHART DOCUMENT NO. SD-85042-001		SHEET NO. 2 OF 2
DRAFT WHERE APPLICABLE MUST REMAIN WITHIN DIMENSIONS		THIS DRAWING CONTAINS INFORMATION THAT IS PROPRIETARY TO MOLEX INCORPORATED AND SHOULD NOT BE USED WITHOUT WRITTEN PERMISSION						