


MicroSynth™ INTEGRATED SYNTHESIZER MODULE, 5.5 - 10.5 GHz

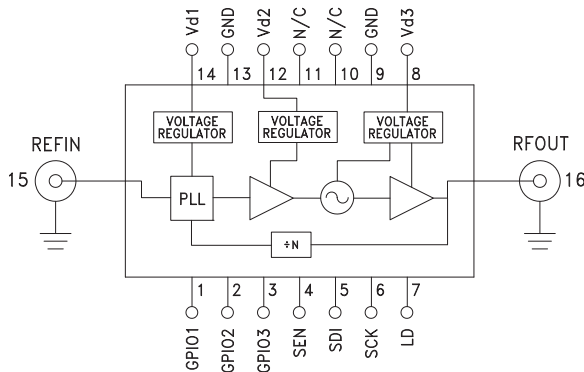


Typical Applications

The HMC-C070 is ideal for:

- Military Radar, EW & ECM
- Test & Measurement Equipment
- Lab Instrumentation
- Industrial/Medical Equipment

Functional Diagram



Features

- Extremely Compact, Broadband Synthesizer
- 24-Bit Step Size Resolution, 1.2 Hz typ
- Auto and Triggered Sweeper Functions
- Integrated Low Noise Voltage Regulators
- Hermetic Module
- Operating Temperature: -40°C to +85°C
- Class 2 ESD Rating (2 kV)

General Description

The HMC-C070 MicroSynth™ is a fully integrated broadband synthesizer module that combines high performance SiGe, GaAs pHEMT, and InGaP HBT technologies into one compact hermetic package. The output frequency range is 5.5 to 10.5 GHz with an average output power of +21 dBm, which is enough to drive two mixers. In fractional-N mode, the HMC-C070 can realize step sizes as low as 1.2 Hz. The HMC-C070 also features fully integrated low noise regulators and an output buffer amplifier which results in superior pushing and pulling performance. This module has been designed to withstand harsh environments and can be upscrambled to higher military standards upon request.

For theory of operation and register map refer to the MicroSynth™ Operating Guide. To view the Operating Guide, please visit www.hittite.com and choose HMC-C070 from the "Search by Part Number" pull down menu.

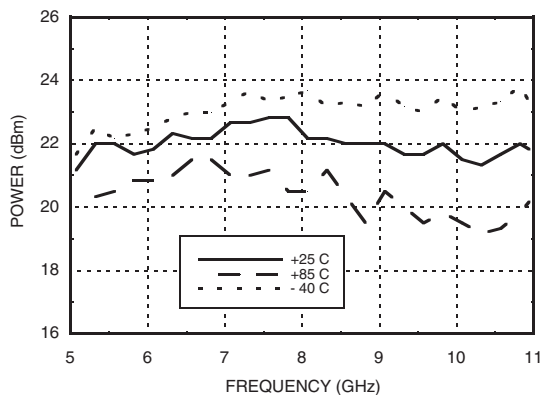
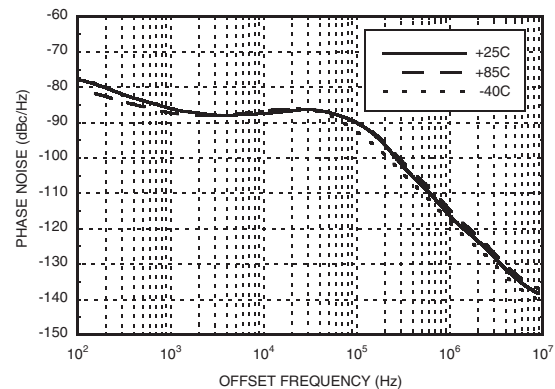
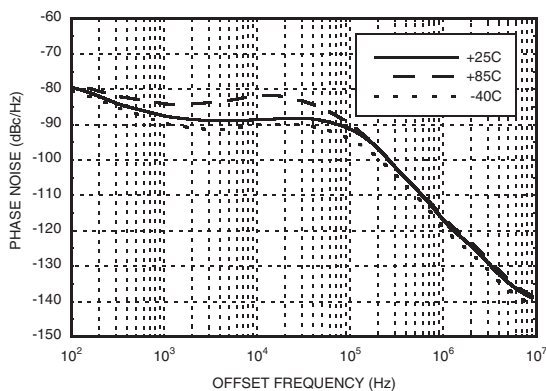
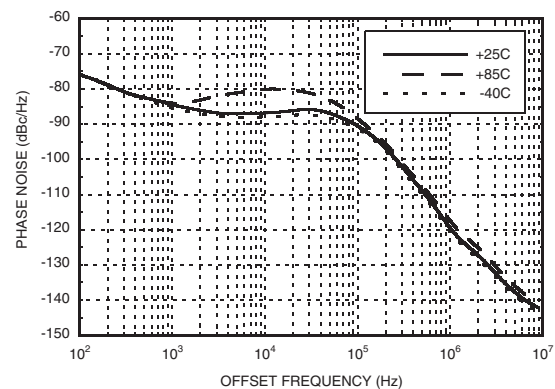
Electrical Specifications, $T_A = +25^\circ \text{C}$, $V_{d1} = 3.6\text{V}$, $V_{d2} = 20\text{V}$, $V_{d3} = 6\text{V}$

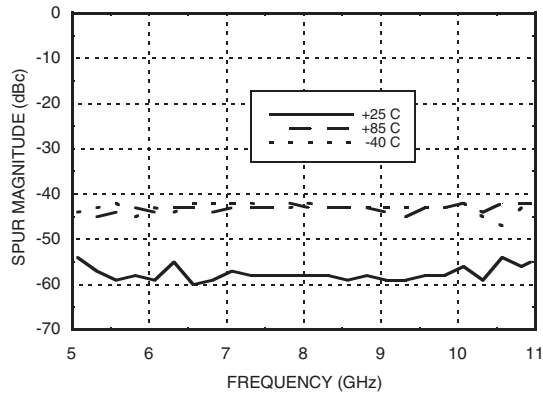
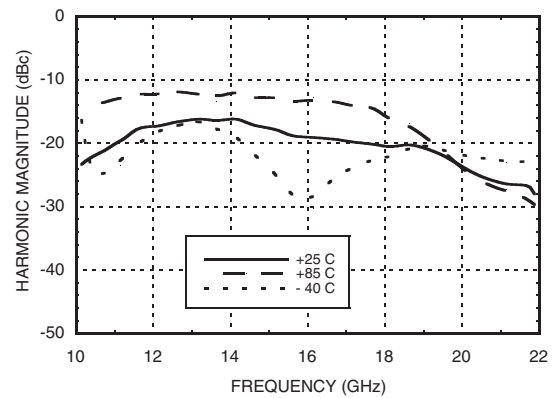
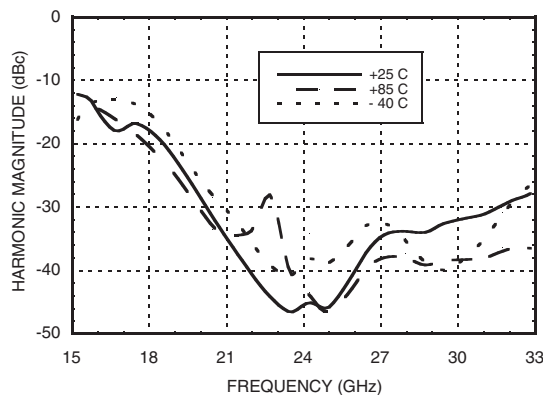
Parameter	Min.	Typ.	Max.	Units
Frequency Range		5.5 - 10.5		GHz
Power Output	19	21		dBm
Phase Noise @ 100 Hz Offset		-80		dBc/Hz
Phase Noise @ 1 kHz Offset		-88		dBc/Hz
Phase Noise @ 10 kHz Offset		-90		dBc/Hz
Phase Noise @ 100 kHz Offset		-92		dBc/Hz
Phase Noise @ 1 MHz Offset		-117		dBc/Hz
Reference Spur (@ 10 MHz)	-50	-60		dBc
Second Harmonic		-20		dBc
Third Harmonic		-30		dBc
Prescaler Coefficient (M)		2		
Phase Settling Time (<3 degrees), 20 MHz Step		150		μS
Phase Settling Time (<3 degrees), 5 GHz Step		15		mS

For price, delivery, and to place orders, please contact Hittite Microwave Corporation:
 20 Alpha Road Chelmsford, MA 01824 Phone: 978-250-3343 Fax: 978-250-3373
 Order Online at www.hittite.com

**MicroSynth™ INTEGRATED
SYNTHESIZER MODULE, 5.5 - 10.5 GHz**
Electrical Specifications, (Continued)

Parameter	Min.	Typ.	Max.	Units
Output Return Loss		13		dB
Loop Bandwidth		150		kHz
Reference (comparison) Frequency		10		MHz
Reference Input Power	-6	0	12	dBm
Voltage Supply (Vd1)	3.3	3.6	12	V
Supply Current (Id1)		100	125	mA
Voltage Supply (Vd2)	19	20	20.5	V
Supply Current (Id2)		20	25	mA
Voltage Supply (Vd3)	5.5	6	12	V
Supply Current (Id3)		300	375	mA
Total DC Power Dissipation		2.5	6.5	W

Output Power vs. Frequency

Phase Noise @ 5.5 GHz, Integer Mode

Phase Noise @ 7.5 GHz, Integer Mode

Phase Noise @ 10 GHz, Integer Mode


**MicroSynth™ INTEGRATED
SYNTHESIZER MODULE, 5.5 - 10.5 GHz**
Reference Spur

Second Harmonic vs. Frequency

Third Harmonic vs. Frequency

Absolute Maximum Ratings

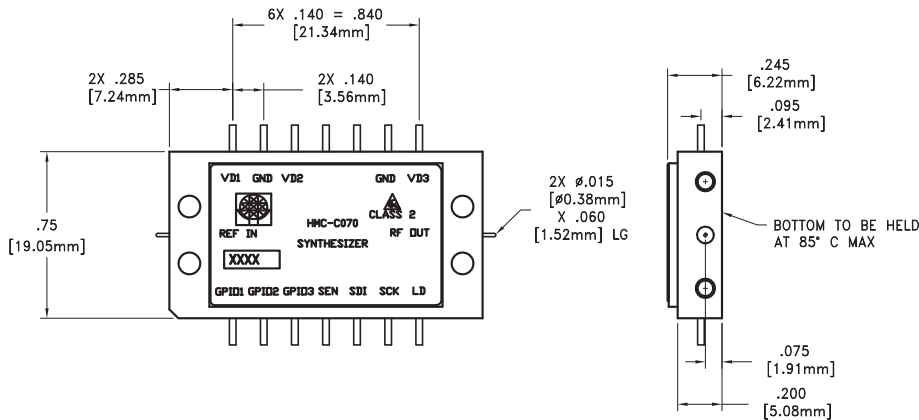
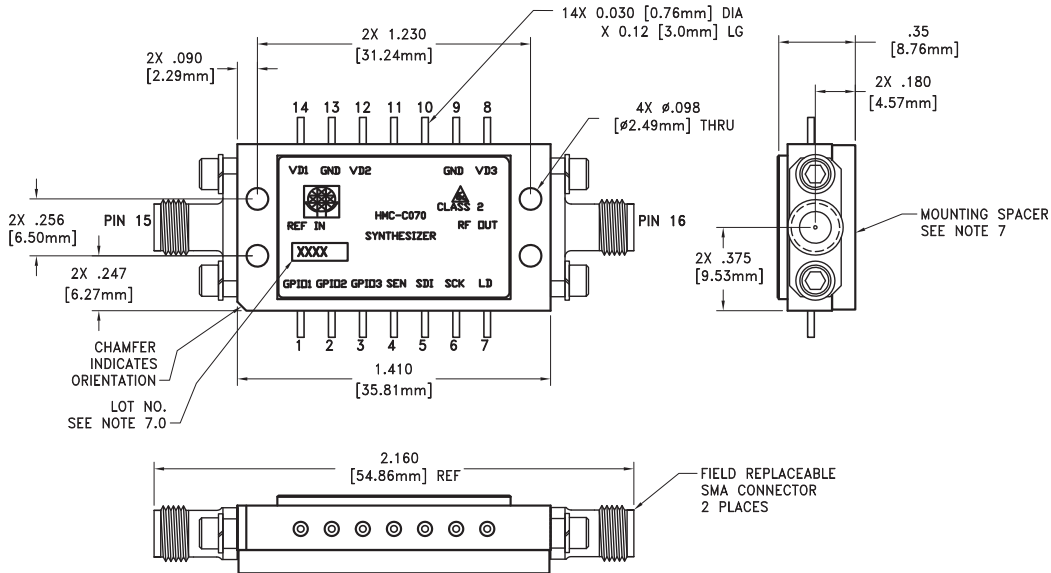
Vd1	12 V
Vd2	20.5 V
Vd3	12 V
Continuous Pdiss (T = 85°C) (derate 68.9 mW/°C above 85°C)	6.5 W
Storage Temperature	-55 to +125 °C
Operating Temperature	-40 to +85 °C


**ELECTROSTATIC SENSITIVE DEVICE
OBSERVE HANDLING PRECAUTIONS**



MicroSynth™ INTEGRATED SYNTHESIZER MODULE, 5.5 - 10.5 GHz

Outline Drawing



Package Information

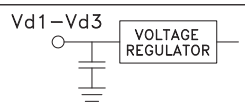

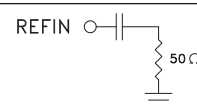
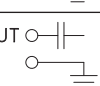
Package Type	C-20
Package Weight [1]	16.53g
Spacer Weight	4.6g

[1] Does not include connectors, or mounting hardware

NOTES:

- 1.0 PACKAGE, LEADS, COVER MATERIAL: KOVAR™
- 2.0 FINISH: GOLD PLATE OVER NICKEL PLATE.
- 4.0 ALL DIMENSIONS ARE IN INCHES [MILLIMETERS].
- 5.0 TOLERANCES: UNLESS OTHERWISE SPECIFIED
- 5.1 .XX = ±0.02 [0.51]
- .XXX = ±0.010 [0.25]
- 6.0 MARK LOT NUMBER ON 0.080 X 0.250 LABEL WHERE SHOWN WITH 0.030" MIN TEXT HEIGHT.
- 7.0 MOUNTING SPACER PART NUMBER 123279.


**MicroSynth™ INTEGRATED
SYNTHESIZER MODULE, 5.5 - 10.5 GHz**
Pin Descriptions

Pin Number	Function	Description	Interface Schematic
1 - 3	GPIO1, GPIO2, GPIO3	General Purpose I/O with Tristate	See operating guide. [1]
4	SEN	Serial port Enable Input	See operating guide. [1]
5	SDI	Serial port Data input	See operating guide. [1]
6	SCK	Serial port Clock input	See operating guide. [1]
7	LD	Lock Detect	See operating guide. [1]
8, 12, 14	Vd3, Vd2, Vd1	Voltage Supply Pins	
9, 13	GND	These pins must be connected to RF/DC ground.	
10, 11	N/C	The pins are not connected internally; however, all data shown herein was measured with these pins connected to RF/DC ground externally.	
15	REFIN	Reference input, 10 MHz nominal, 220 MHz maximum. Note: the comparison frequency (reference freq./R) may not exceed 75 MHz and the module performance is not specified at comparison frequencies other than 10 MHz.	
16	RFOUT	Synthesizer RF output.	

[1] To view the [Operating Guide](#), please visit www.hittite.com and choose HMC-C070 from the "Search by Part Number" pull down menu.



MICROWAVE CORPORATION v03.0110



HMC-C070

***MicroSynth™ INTEGRATED
SYNTHESIZER MODULE, 5.5 - 10.5 GHz***

Notes: