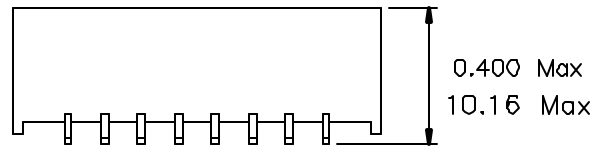
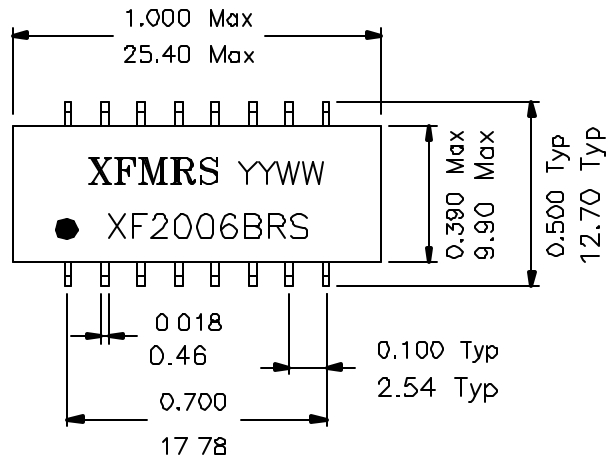
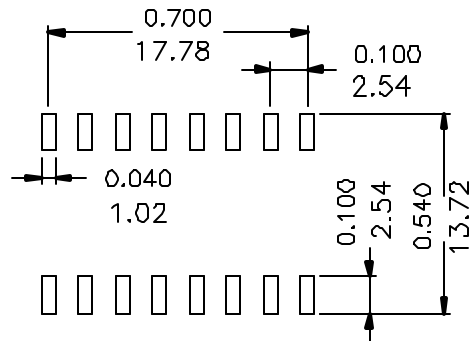


1. Dimensions:

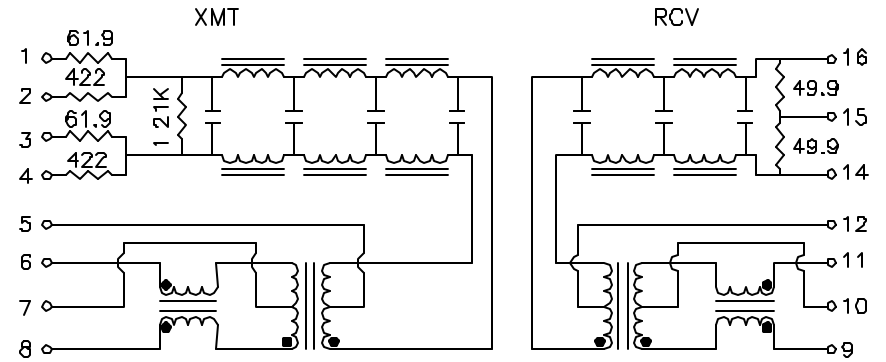


CO-PLANARITY ± 0.004 Max
0.10 Max



SUGGESTED FOOTPRINT

2. Schematic:



3. Electrical Specifications: @25°C

HIPOT: 1500VAC

*Insertion Loss (1-10MHz): -1.0dB Maximum

Return Loss (1-10MHz): -15dB Minimum

Cross Talk (1-10MHz): -35dB Minimum

*Attenuation @30MHz

Transmit -30dB Minimum

Receive -20dB Minimum

Cut off Frequency: 17MHz Typical

*Excluding the losses due to resistors

DOC. REV A/1

XFMRS Inc.	Title: 10 BASE - T FILTER	
	P/N: XF2006BRS	REV. A
UNLESS OTHERWISE SPECIFIED TOLERANCES: .xxx ±0.010 Dimensions in inch/mm	DWN. 廖玉坤	Feb-26-01
	CHK. 李清儿	Feb-26-01
SCALE 2:1 SHT 1 OF 1	APP. Isaiah M	Feb-26-01