

PLEASE CHECK WWW.MOLEX.COM FOR LATEST PART INFORMATION

Part Number: [0260010907](#)
Status: **Active**
Overview: ribbon_cable_jumpers
Description: 2.54mm (.100") Pitch Board-to-Board Ribbon Cable Jumper - 24 AWG, Solid Tinned, 9 Circuits, Kinked Tails, 0.178m (7.00") Length

Documents:

[Drawing \(PDF\)](#) [RoHS Certificate of Compliance \(PDF\)](#)

General

Product Family	Cable
Series	26001
Crimp Quality Equipment	Yes
Geographic Area	Asia
Overview	ribbon_cable_jumpers
Product Name	Ribbon

Physical

Cable Length	0.178m (7.00")
Circuits (Loaded)	9
Circuits (maximum)	9
Insulation	PVC
Packaging Type	Bag
Pitch - Term. Interface (in)	0.100 In
Pitch - Term. Interface (mm)	2.54 mm
Temperature Range - Operating	-20°C to +105°C
Wire Size AWG	24
Wire/Cable Type	(1x24) Solid, Tinned

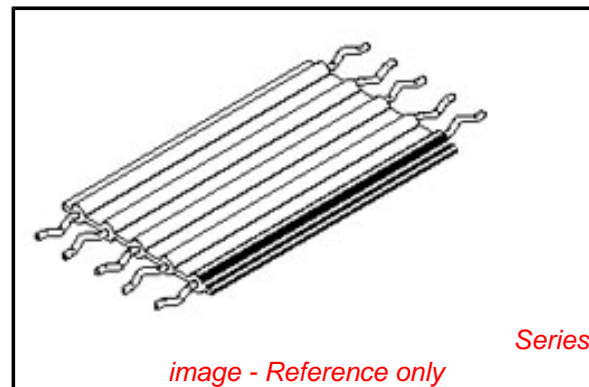
Electrical

Current - Maximum per Contact	N/A
Voltage - Maximum	300V

Material Info

Reference - Drawing Numbers

Sales Drawing	SD-26001-001
---------------	--------------



EU RoHS

**ELV and RoHS
Compliant**
**REACH SVHC
Not Reviewed**
**Halogen-Free
Status
Not Reviewed**

China RoHS



**Need more information on product
environmental compliance?**

Email productcompliance@molex.com
 For a multiple part number RoHS Certificate of Compliance, [click here](#)

Please visit the [Contact Us](#) section for any non-product compliance questions.

Search Parts in this Series
[26001Series](#)

CABLE SPECIFICATIONS:

1.- STANDARD KINKED JUMPER SERIES #26001 (24545 CABLE, .128" S/R BOTH ENDS)

2.- PHYSICAL

CONDUCTOR SPACING ----- .100" (2.54mm) ϕ TO ϕ
 WIRE GAUGE ----- 24 AWG (1/24), SOLID TINNED
 INSULATION ----- PVC (MOLEX GRAY)
 EDGE MARK COLOR ----- RED

3.- AGENCY

U.L. STYLE ----- 2651
 TEMPERATURE RATING ----- -20 °C TO 105 °C
 VOLTAGE RATING ----- 300V. MAX.
 FLAMMABILITY RATING ----- VW-1

4.- SPECIAL REQUIREMENT

RoHS AND LEAD FREE COMPLIANT
 NO TEXT MARKING ON PCB

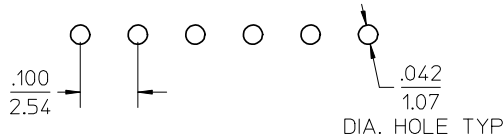
5.- GENERAL

NON-OPERATING TEMPERATURE ----- -20°C TO 105°C

6.- SOLDERING CONDITION

SOLDER TEMPERATURE ----- 260°C. MAX.
 SOLDERING TIME ----- 3 SECOND, MAX.
 INSULATION SHRINK ----- 2MM. NOM

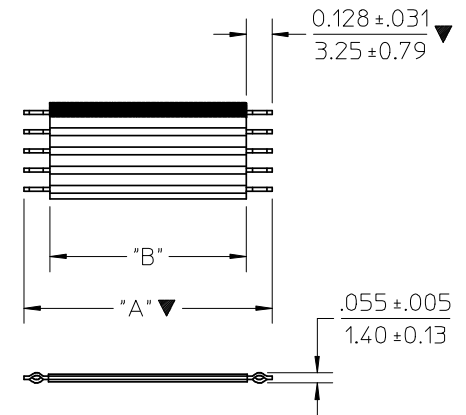
PCB HOLE LAYOUT
 RECOMENDED HOLE DIA. .042 In.



NOTES:

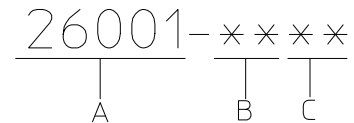
- 1.- ADD 0.020" TO QTY. OF CABLE.
- 2.- STRIP OF CABLE MUST BE 0.138" TO REMAIN 0.128" AFTER KINK ON EACH END.

STRIP & KINK



OVERALL LENGTH ("A") TOLERANCE FOR OAL +/- .100"
 INSULATION LENGTH ("B" REF.) DIMS "A" & "B" REFERS TO SHOWN IN MATRIX.

MATRIX FOR STANDARD KINKED JUMPER SERIES # 26001 (24545 CABLE)								
LENGTH "A" (±.100")	1.256"	2.256"	3.256"	4.256"	5.256"	6.256"	7.256"	8.256"
LENGTH "B" (REF.)	1.000"	2.000"	3.000"	4.000"	5.000"	6.000"	7.000"	8.000"
CIRCUITS								
3	26001-0301	26001-0302	26001-0303	26001-0304	26001-0305	26001-0306	26001-0307	26001-0308
4	26001-0401	26001-0402	26001-0403	26001-0404	26001-0405	26001-0406	26001-0407	26001-0408
5	26001-0501	26001-0502	26001-0503	26001-0504	26001-0505	26001-0506	26001-0507	26001-0508
6	26001-0601	26001-0602	26001-0603	26001-0604	26001-0605	26001-0606	26001-0607	26001-0608
7	26001-0701	26001-0702	26001-0703	26001-0704	26001-0705	26001-0706	26001-0707	26001-0708
8	26001-0801	26001-0802	26001-0803	26001-0804	26001-0805	26001-0806	26001-0807	26001-0808
9	26001-0901	26001-0902	26001-0903	26001-0904	26001-0905	26001-0906	26001-0907	26001-0908
10	26001-1001	26001-1002	26001-1003	26001-1004	26001-1005	26001-1006	26001-1007	26001-1008



A = STD. KINKED JUMPER I.D. No
 B = CIRCUIT SIZE
 3 THRU 10
 C = DENOTES LENGTH
 1.000" TO 8.000"

B	E-07-0793	B ₁ : ADD GENERAL & SOLDERING CONDITION DATA	07/12/07
A	THL2006-0004	NEW RELEASE	06/06/01
REV.	EC NO.	DETAIL	DATE

SEE CHANGE DETAIL
 EC NO: THL2008-0019
 DRWN: CPANSAKHOM 2007/12/07
 CHKD: NCHALERM 2007/12/11
 APPR: SVIRATJAPOL 2007/12/20

QUALITY SYMBOLS
 = 3
 = 0

GENERAL TOLERANCES (UNLESS SPECIFIED)

	mm	INCH
4 PLACES	± ---	± ---
3 PLACES	± ---	± ---
2 PLACES	± ---	± ---
1 PLACE	± ---	± ---
ANGULAR ± ---°		

DRAFT WHERE APPLICABLE MUST REMAIN WITHIN DIMENSIONS

DIMENSION STYLE IN/MM

DRAWN BY	DATE
CPANSAKHOM	2006/06/01
CHECKED BY	DATE
PMEECHAI	2006/06/01
APPROVED BY	DATE
SVIRATJAPOL	2006/06/01
MATERIAL NO.	

SEE CHART

SCALE NTS
 DESIGN UNITS INCH
 THIRD ANGLE PROJECTION

TITLE
 STANDARD KINKED TAIL JMP
 .100" CTR PVC INSULATED
 24 AWG SOLID TINNED

MOLEX MOLEX INCORPORATED

DOCUMENT NO. SD-26001-001
 SHEET NO. 1 OF 1

THIS DRAWING CONTAINS INFORMATION THAT IS PROPRIETARY TO MOLEX INCORPORATED AND SHOULD NOT BE USED WITHOUT WRITTEN PERMISSION