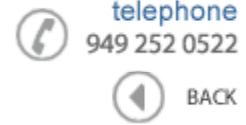




**Data Sheet**



Product Category: RF SAW Filter

Part Number	Package	Application	Last Modified
803-RF374.0M-A	3.8 x 3.8 SMD	CDMA Tx	Jan. 01, 2007

TYPE :  
CDMA Tx RF SAW Filter



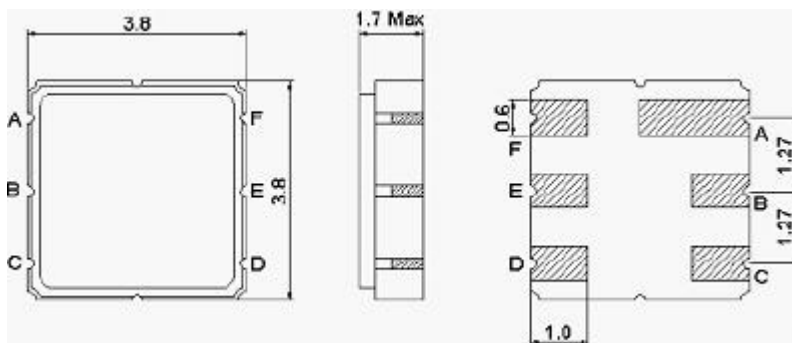
PART NUMBER :  
**803-RF374.0M-A**

**OPERATING CONDITIONS / ELECTRICAL CHARACTERISTICS**

PARAMETERS	Condition	Minimum	Typical	Maximum	Units
Center Frequency (Fo)	-	-	374.0	-	MHz
Maximum Insertion Loss	372.0 ~ 376.0 MHz	-	3.3	4.0	dB
Attenuation:	DC ~ 350.0 MHz	25	28	-	dB
	382.0 ~ 386.0 MHz	35	40	-	
	400.0 ~ 500.0 MHz	28	32	-	
Source Impedance (single ended)*	-	-	50	-	ohm
Load Impedance (single ended)*	-	-	50	-	ohm
Amplitude Ripple	372.0 ~ 376.0 MHz	-	0.8	1.5	dBp-p
VSWR	372.0 ~ 376.0 MHz	-	1.5	2.0	-
Maximum Input Power	-	-	-	27	dBm
Maximum DC Voltage	-	-	-	0	V
Operating Temperature	-	-30	-	+80	°C

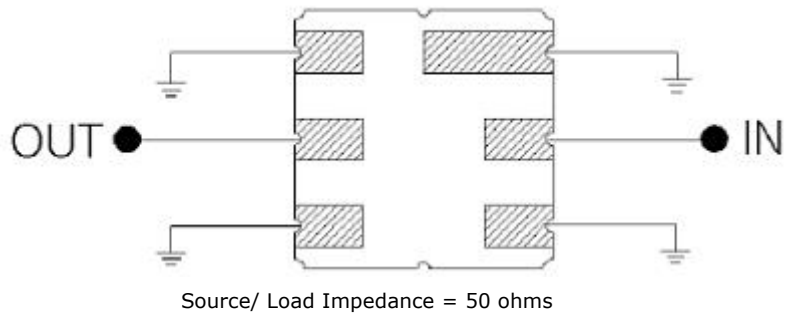
\* No Matching Network (Ref. Testing Environment Circuit as shown)

**PACKAGE OUTLINE (mm)**

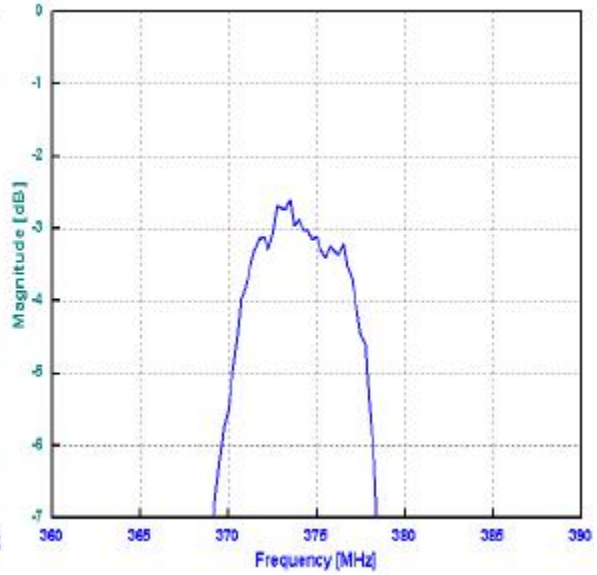
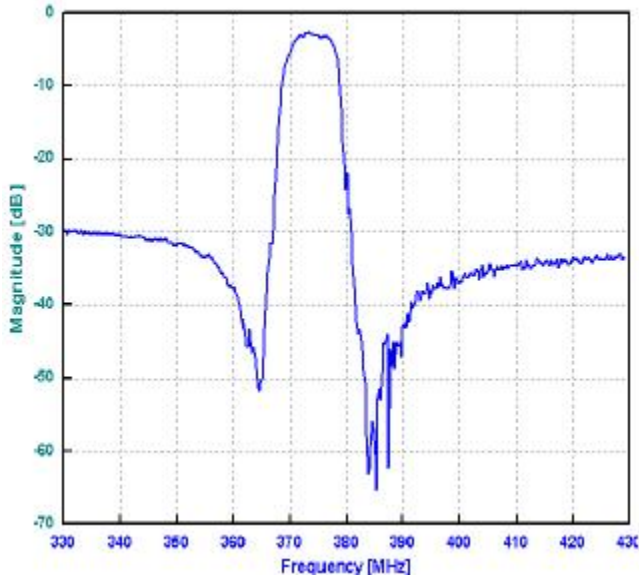


PIN LAYOUT	
A	Ground
B	In
C	Ground
D	Ground
E	Out
F	Ground

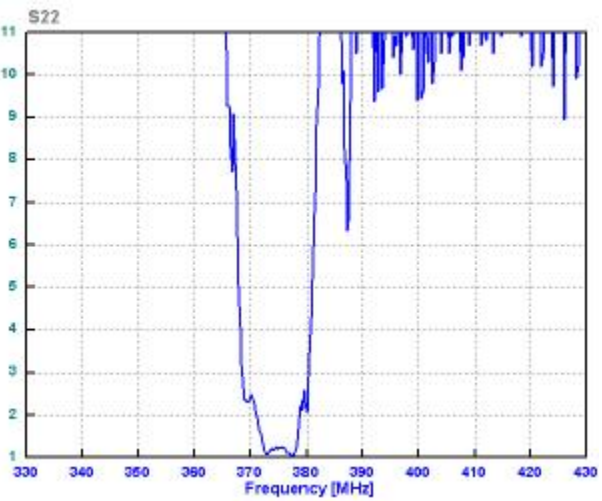
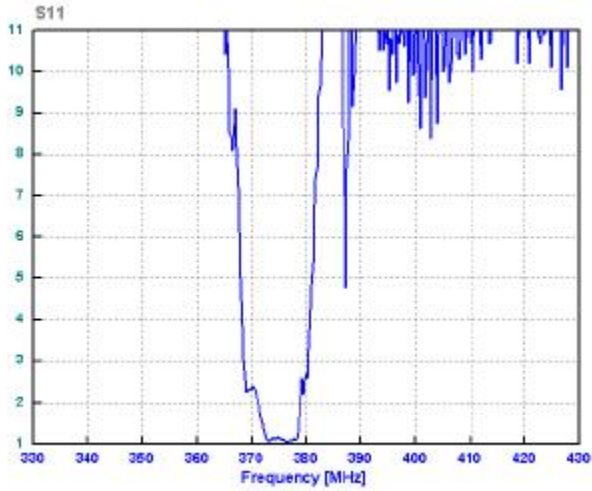
**TEST FIXTURE**



**FREQUENCY RESPONSE**

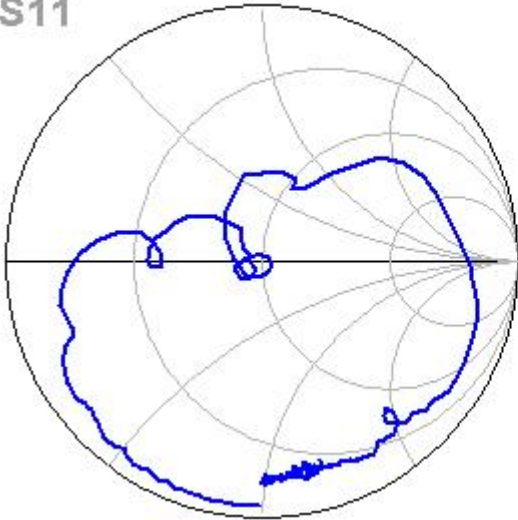


**VSWR**

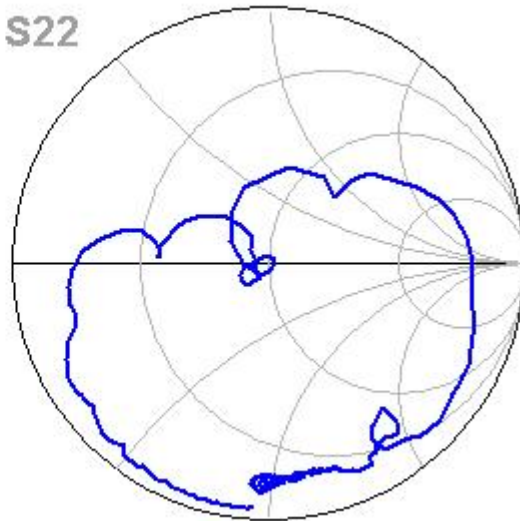


**SMITH CHART**

**S11**



**S22**



**Oscilent Corporation** - CALL **949.252.0522**  
18195 East McDermott Street , Building D , Irvine , CA 92614 , USA  
Fax: 949.252.0599 , E-Mail: [Sales@Oscilent.com](mailto:Sales@Oscilent.com)

**Part No.:** 803-RF374.0M-A