

Features

1. Effective in suppressing noise at high frequencies.
2. Suited for preventing the abnormal oscillation from high frequency amplifying circuits.
3. Excellent solder heat resistance for soldering.
4. High reliability in the circuits of high current.
5. Lead Free (RoHS Compliance).

Applications

1. Noise suppression in digital equipments.
2. Computers and peripheral devices, VCR and camera.
3. Noise suppression in automotive electronic equipment, car stereo, car engine controller.
4. Noise suppression for OA electronic instruments.

Ordering Information

SHB - **1** **M** **3216** - **102** **J** **T**
 (1) (2) (3) (4) (5) (6)

(1) Series

SHB : For Signal line

(2) Material & Design

S : For high speed
 M : For high impedance type
 T : For Low speed

(3) Dimension

First two digits : length (mm)
 Last two digits : width (mm)

(4) Impedance (at 100MHz)

First two digits are impedance values.
 Last digit is the number of zeros

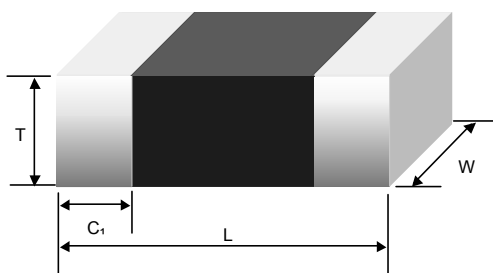
(5) Termination

J : Nickel barrier

(6) Packaging

B : Bulk package
 T : Tape & Reel ($\Phi 178\text{mm}$ [7 inches])
 L : Tape & Reel ($\Phi 254\text{mm}$ [10 inches])

Shape and Dimensions



Unit : mm [inches]

Type	L	W	T	C
SHB-1□3216-	3.2±0.20 [.126±.008]	1.6±0.20 [.063±.008]	1.3±0.20 [.051±.008]	0.50±0.30 [.020±.012]

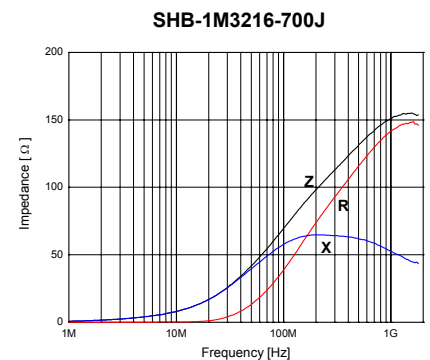
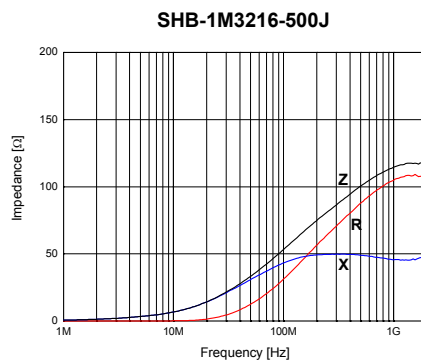
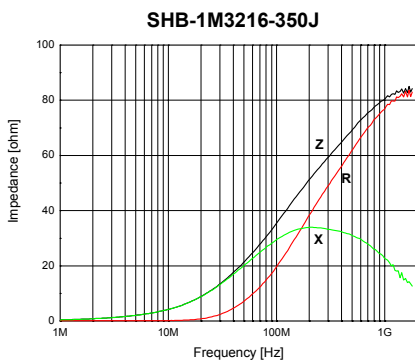
Electrical Parameters

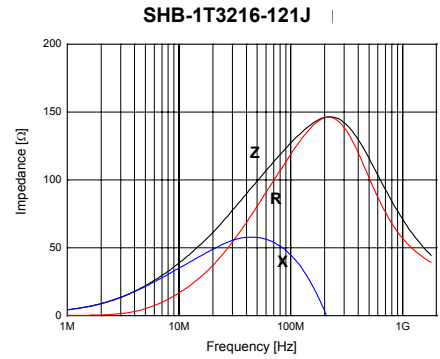
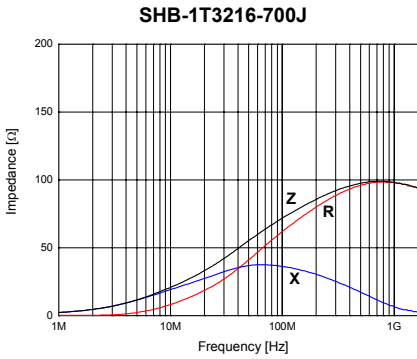
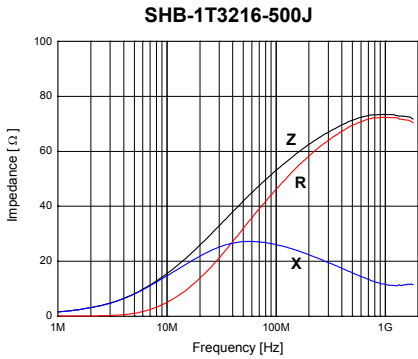
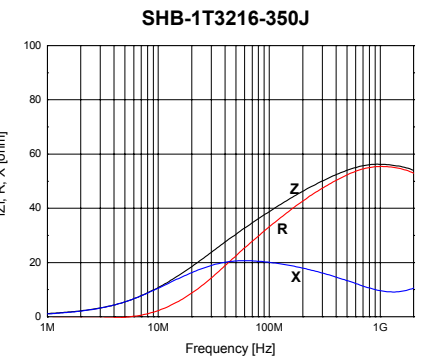
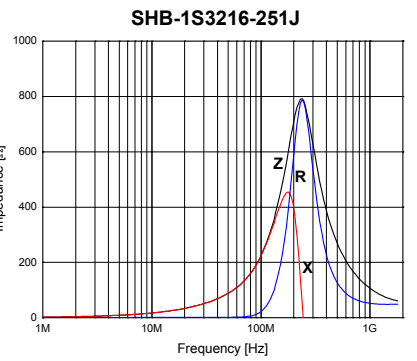
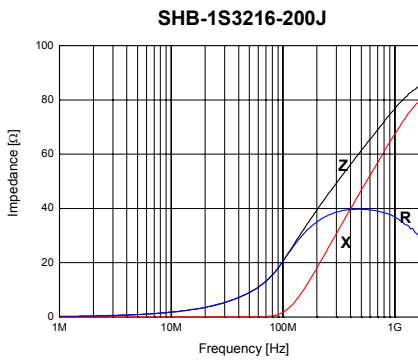
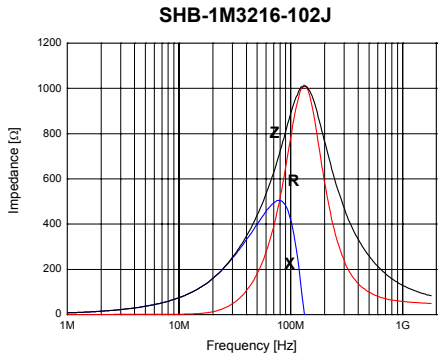
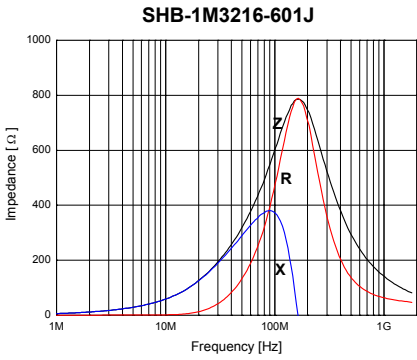
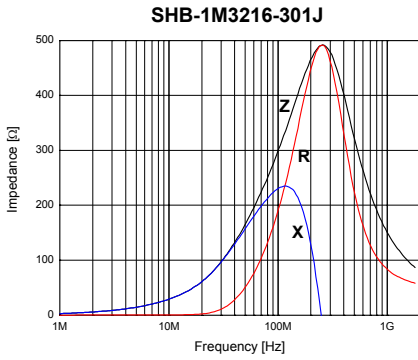
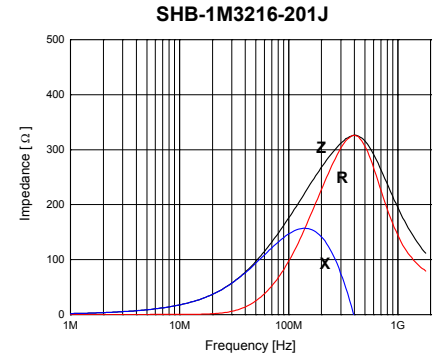
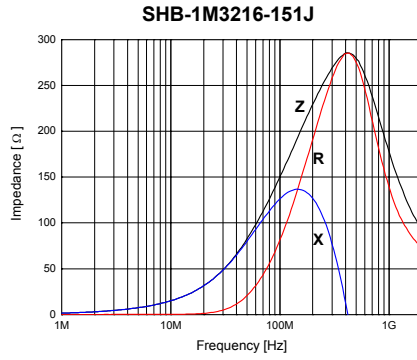
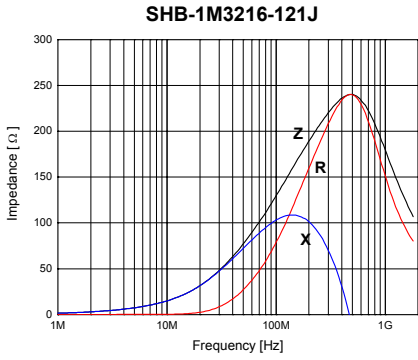
Part No.	Z at 100MHz(Ω)		DC Resistance (Ω) max.	Rated current (mA) max.
	typ.	min.		
SHB-1M3216-350□□	35	26	0.02	600
SHB-1M3216-500□□	50	37	0.03	600
SHB-1M3216-700□□	70	52	0.05	600
SHB-1M3216-121□□	120	90	0.05	300
SHB-1M3216-151□□	150	115	0.05	300
SHB-1M3216-201□□	200	150	0.08	300
SHB-1M3216-301□□	300	225	0.09	200
SHB-1M3216-601□□	600	450	0.20	200
SHB-1M3216-102□□	1000	750	0.25	200
SHB-1S3216-100□□	10	7.5	0.05	300
SHB-1S3216-200□□	20	15	0.10	300
SHB-1S3216-800□□	80	60	0.25	200
SHB-1S3216-251□□	250	190	0.30	200
SHB-1S3216-601□□	600	450	0.40	200
SHB-1T3216-350□□	35	26	0.03	600
SHB-1T3216-500□□	50	37	0.03	600
SHB-1T3216-700□□	70	52	0.05	400
SHB-1T3216-800□□	80	60	0.05	400
SHB-1T3216-121□□	120	90	0.10	300
SHB-1T3216-151□□	150	115	0.10	300
SHB-1T3216-201□□	200	150	0.15	300
SHB-1T3216-601□□	600	450	0.30	200
SHB-1T3216-801□□	800	600	0.30	200
SHB-1T3216-102□□	1000 (at 60MHz)	750	0.40	200
SHB-1T3216-122□□	1200 (at 50MHz)	900	0.40	200
SHB-1T3216-202□□	2000 (at 30MHz)	1500	0.50	200

※ Parts with other electrical characteristics available upon request.

※ Test equipment : HP4291 + HP16192A

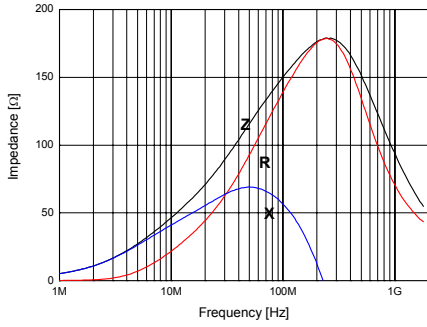
Electrical Characteristic Curves



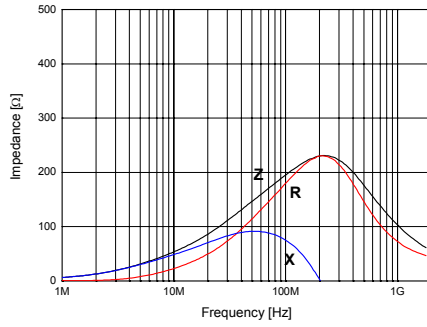


*All specifications are subject to change without notice.

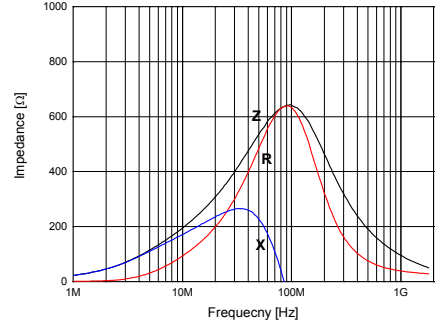
SHB-1T3216-151J



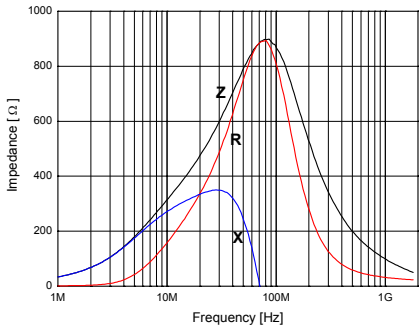
SHB-1T3216-201J



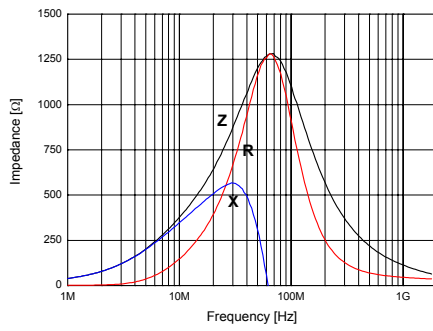
SHB-1T3216-601J



SHB-1T3216-801J



SHB-1T3216-122J



SHB-1T3216-202J

