

Common Mode Choke

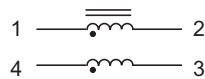
EPZ2001

- 250 Vrms Isolation •
- 100 mA Rated Current •

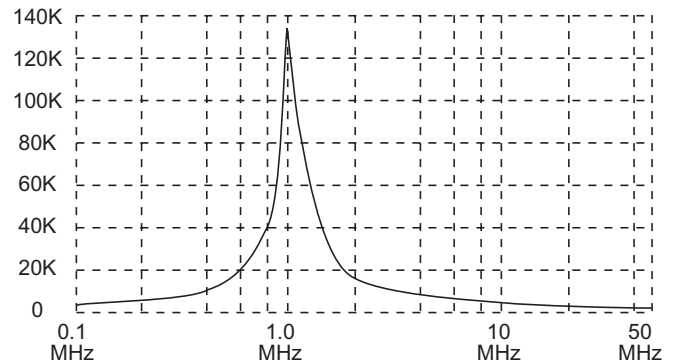
Electrical Parameters @ 25°C

Inductance (mH ± 25%)	DCR (Ω Typ.)	Turns Ratio	SRF (MHz Typ.)
@ 10 KHz, 0.1 Vrms			
4.0	8.0	1:1	1.0
Pins 1-2, 4-3	Pins 1-2, 4-3	Pins 1-2:Pins 4-3	

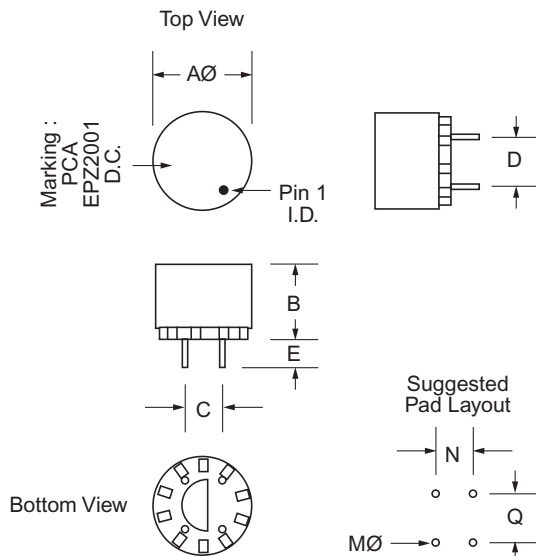
Schematic



Impedance



Package



Dimensions

Dim.	(Inches)			(Millimeters)		
	Min.	Max.	Nom.	Min.	Max.	Nom.
A	---	---	.500	---	---	12.70
B	---	---	.384	---	---	9.75
C	---	---	.187	---	---	4.75
D	---	---	.256	---	---	6.50
E	---	---	.150	---	---	3.81
H	---	---	.020	---	---	.510
M	---	---	.187	---	---	4.75
N	---	---	.025	---	---	.660
Q	---	---	.256	---	---	6.50