



### Features


- ◇ For IF SAW filter
- ◇ High attenuation
- ◇ Single-ended operation
- ◇ Dual In-line Package
- ◇ RoHS compliant (2002/95/EC), Pb-free

### Specifications

Parameter	Unit	Minimum	Typical	Maximum	
Center Frequency	MHz	139.85	140	140.15	
Insertion Loss	dB	-	24	28	
3 dB Bandwidth	MHz	12.8	12.95	-	
40 dB Bandwidth	MHz	-	13.79	-	
Passband Variation	dB	-	1.1	1.5	
Absolute Delay	usec	-	3.44	4	
Ultimate Rejection	$f_0 \pm 6.9\text{MHz}$	dB	35	38	-
	$f_0 \pm 7.1\text{MHz}$	dB	45	58	-
	$f_0 \pm 7.5\text{MHz}$	dB	50	58	-
	$f_0 \pm 11.5\text{MHz}$	dB	55	61	-
Material Temperature coefficient	KHz/°C	-13.16			
Substrate Material	-	YZ LN			
Ambient Temperature	°C	25			
Operating Temperature Range	°C	-40	-	+85	
Storage Temperature Range	°C	-45	-	+105	
DC Voltage	V	0			
Input Power	dBm	-	-	10	
ESD Class	-	1A			
Package Size	DIP3512 (35.0x12.8x4.7mm <sup>3</sup> )				

#### Notes:

1. All specifications are based on the test circuit shown;
2. In production, all specifications are measured by Agilent Network analyzer and full 2 port calibration at room temperature;
3. Electrical margin has been built into the design to account for the variations due to temperature drift and manufacturing tolerances;
4. This is the optimum impedance in order to achieve the performance show.

	<b>SIPAT Co., Ltd.</b> ( CETC No.26 Research Institute ) #14 Nanping Huayuan Road, Chongqing, China, 400060	Part Number	LBN140A19	
		Rev. Date	2008-07-21	
		Ver.	1.0	Page

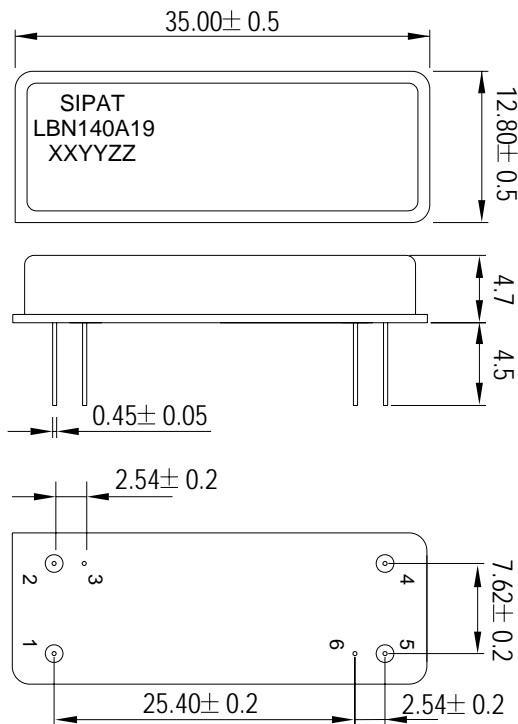
### Matching Configuration



Source/Load Impedance=50 ohm

Notes - Component values may change depending on board layout.

### Package Dimension



#### Pad Configuration:

Input 1  
Output 5  
Ground All Others

#### Marking Configuration:

- 1) SIPAT: Manufacturer Name
- 2) LBN140A19: Part Number
- 3) XXYY: Date(Year/month)
- 4) ZZ: Identified Code

Package: DIP3512

Unit: mm



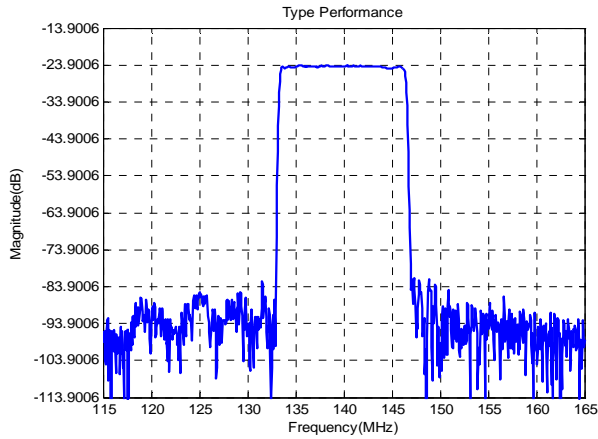
**SIPAT Co., Ltd.**  
( CETC No.26 Research Institute )  
#14 Nanping Huayuan Road,  
Chongqing, China, 400060

Part Number	LBN140A19	
Rev. Date	2008-07-21	
Ver.	1.0	Page 2/3



Typical Performance

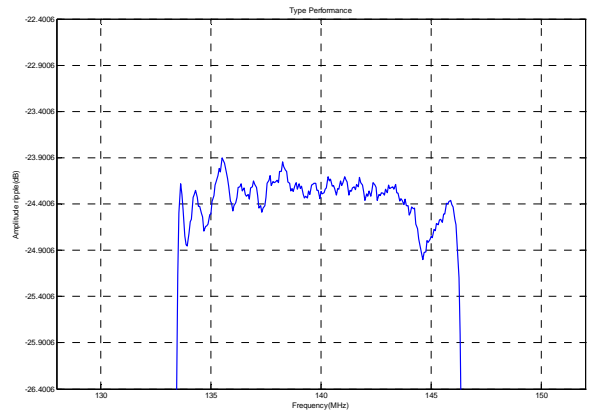
Frequency Respond



Horizontal: 5MHz/Div

Vertical: 10dB/Div

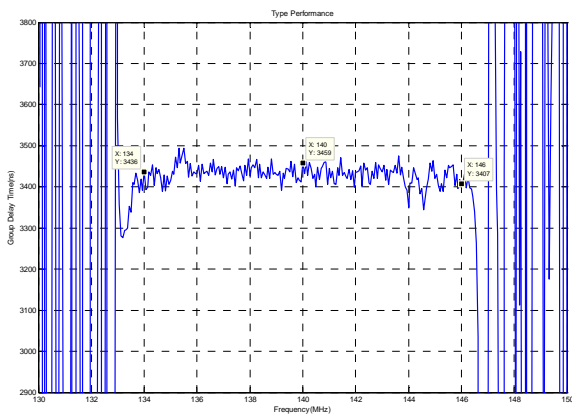
Passband Respond



Horizontal: 5MHz/Div

Vertical: 0.5dB/Div

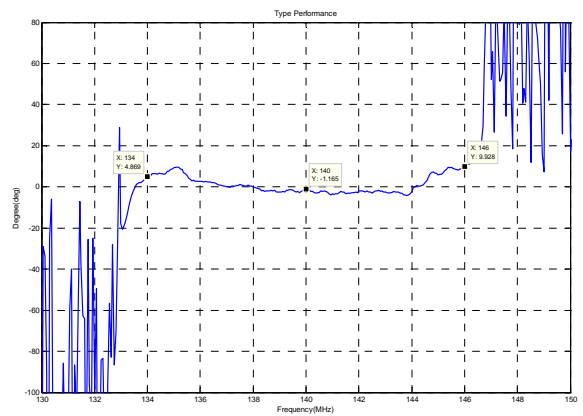
Group Delay Variation( $f_0 \pm 6$ MHz)



Horizontal: 2MHz/Div

Vertical: 100ns/Div

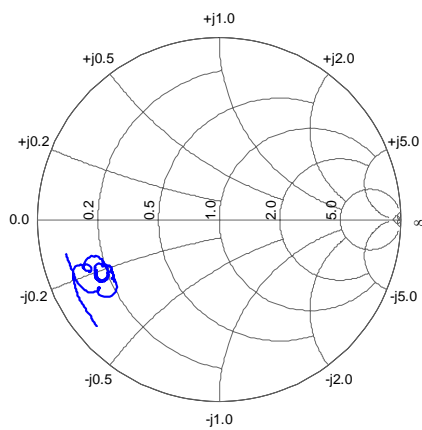
Phase Linearity( $f_0 \pm 6$ MHz)



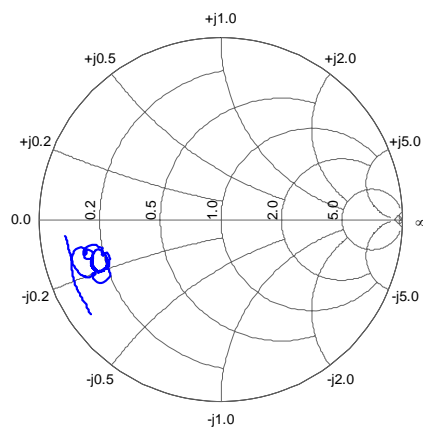
Horizontal: 2MHz/Div

Vertical: 20deg/Div

Smith Chart S11



Smith Chart S22



SIPAT Co., Ltd.  
( CETC No.26 Research Institute )  
#14 Nanping Huayuan Road,  
Chongqing, China, 400060

Part Number

LBN140A19

Rev. Date

2008-07-21

Ver.

1.0

Page 3/3