

PLEASE CHECK WWW.MOLEX.COM FOR LATEST PART INFORMATION

Part Number: [0391000910](#)
Status: **Active**
Description: 8.00mm (.315") Pitch Beau™ Eurostyle™ Two-Screw Terminal Strips, 10 Circuits, Low Profile

Documents:

[3D Model](#) [RoHS Certificate of Compliance \(PDF\)](#)
[Drawing \(PDF\)](#)

Agency Certification

CSA 25562
 UL E82573

General

Product Family Terminal Blocks
 Series [39100](#)
 Application Wire-to-Wire
 Component Type One Piece
 Product Literature Order No USA-303
 Product Name Eurostyle™Two Screw
 Type Euro Block

Physical

Circuits (Loaded) 10
 Entry Angle Horizontal
 Flammability 94V-2
 Lock to Mating Part None
 Number of Rows 2
 Orientation Vertical
 PCB Retention Yes
 Panel Mount Mounting Holes Between Circuit
 Pitch - Mating Interface (in) 0.315 In
 Pitch - Mating Interface (mm) 8.00 mm
 Pitch - Term. Interface (in) 0.315 In
 Pitch - Term. Interface (mm) 8.00 mm
 Polarized to Mating Part No
 Stackable No
 Temperature Range - Operating 100°C
 Wire Size AWG 12, 14, 16, 18, 20, 22

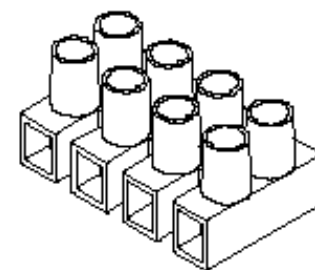
Electrical

Current - Maximum per Contact 20A
 Voltage - Maximum 300V

Material Info

Reference - Drawing Numbers

Sales Drawing SD-39100-001



Series
image - Reference only

EU RoHS

ELV and RoHS Compliant
REACH SVHC
 Not Reviewed
Halogen-Free Status
Not Reviewed

China RoHS

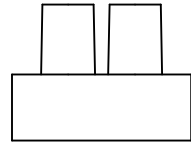
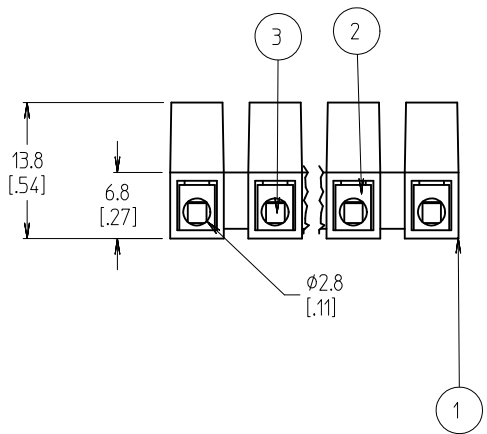
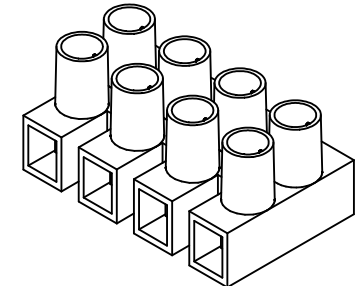
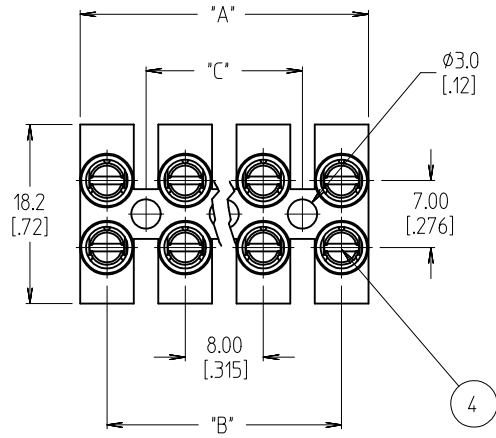


Need more information on product environmental compliance?

Email productcompliance@molex.com
 For a multiple part number RoHS Certificate of Compliance, [click here](#)

Please visit the [Contact Us](#) section for any non-product compliance questions.

Search Parts in this Series
[39100Series](#)



NUMBER OF CIRCUITS	"A" DIM.	"B" DIM.	"C" DIM.	MATERIAL NUMBER
01	5.46 [0.215]	N/A	N/A	391000901
02	13.46 [0.530]	8.00 [0.315]	N/A	391000902
03	21.46 [0.845]	16.00 [0.630]	8.00 [0.315]	391000903
04	29.46 [1.160]	24.00 [0.945]	16.00 [0.630]	391000904
05	37.47 [1.475]	32.00 [1.260]	24.00 [0.945]	391000905
06	45.47 [1.790]	40.01 [1.575]	32.00 [1.260]	391000906
07	53.47 [2.105]	48.01 [1.890]	40.00 [1.575]	391000907
08	61.47 [2.420]	56.01 [2.205]	48.00 [1.890]	391000908
09	69.47 [2.735]	64.01 [2.520]	56.00 [2.205]	391000909
10	77.47 [3.050]	72.01 [2.835]	64.00 [2.520]	391000910
11	85.47 [3.365]	80.01 [3.150]	72.00 [2.835]	391000911
12	93.47 [3.680]	88.01 [3.465]	80.00 [3.150]	391000912

- NOTES:
1. MATERIAL: SEE TABLE
 2. FINISHES: SEE TABLE
 3. "XX" REFERS TO THE NUMBER OF CIRCUITS
 4. ASSEMBLY IS ROHS COMPLIANT BY EXEMPTION. COMPONENTS MARKED WITH AN ASTERISK (*) ARE ROHS COMPLIANT BY EXEMPTION. ALL OTHERS ARE ROHS COMPLIANT.

4	XX*2	CLAMPING SCREWS, M2.6 (B)	STEEL	ZINC
3	XX	WIRE PROTECTOR	BRASS	NICKEL
2	XX	TERMINAL (*)	BRASS	NICKEL
1	1	INSULATOR	NYLON 6	CLEAR
ITEM	QTY.	DESCRIPTION	MATERIAL	FINISH

REVISED & REDRAWN EC NO: WNA2010-0649 DRAWN: CLYORK 2010/04/26 CHKD: DTITUS 2010/04/26 APPR: DTITUS 2010/04/28	QUALITY SYMBOLS ▽=0 ▽=0	GENERAL TOLERANCES (UNLESS SPECIFIED)		DIMENSION STYLE MM/IN		SCALE 2:1	DESIGN UNITS INCH	THIRD ANGLE PROJECTION	
		mm INCH		DRAWN BY DATE CLYORK 2010/04/26		TITLE 8MM PITCH LOW PROFILE WITH WIRE PROTECTORS			
		4 PLACES ± --- ± --- 3 PLACES ± --- ± .005 2 PLACES ± 0.13 ± .010 1 PLACE ± 0.3 ± ---		CHECKED BY DATE DTITUS 2010/04/26		MOLEX INCORPORATED			
		ANGULAR ± 2 °		APPROVED BY DATE DTITUS 2010/04/27		MATERIAL NO.		DOCUMENT NO. SD-39100-001	SHEET NO. 1 OF 1
DRAFT WHERE APPLICABLE MUST REMAIN WITHIN DIMENSIONS		SEE CHART		THIS DRAWING CONTAINS INFORMATION THAT IS PROPRIETARY TO MOLEX INCORPORATED AND SHOULD NOT BE USED WITHOUT WRITTEN PERMISSION					