

# "PRELIMINARY"

## 2.45 GHz High Pass Filter

**P/N 2450HP14A100**

Detail Specification: 08/07/06

Page 1 of 2

### General Specifications

<b>Part Number</b>	2450HP14A100
<b>Freq Range (MHz)</b>	2400 - 2500
<b>Insertion Loss</b>	1.3 dB max.
<b>Return Loss</b>	14.0 dB min.
<b>Attenuation (min.)</b>	20 dB @ 1917 MHz

<b>Impedance</b>	50 Ω
<b>Operating Temperature</b>	-40 to +85°C
<b>Reel Quantity</b>	4,000
<b>Input Power</b>	3 W max.

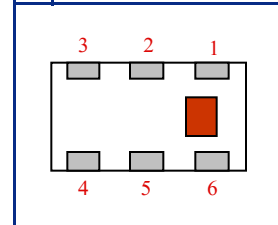
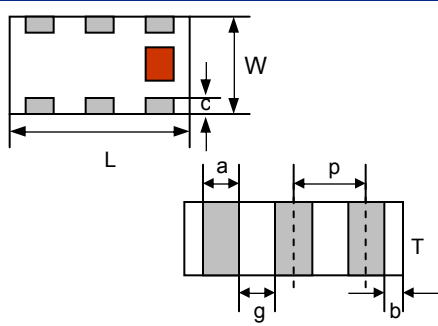
<b>Termination Style</b>	100% Tin	Suffix = "None"	eg. 2450HP14A100
	Tin / Lead	Suffix = "/Pb"	eg. 2450HP14A100/Pb

### Terminal Configuration

No.	Function
1	IN
2	GND
3	OUT
4	NC
5	GND
6	NC

### Mechanical Dimensions

	In	mm
<b>L</b>	0.063 ± 0.004	1.60 ± 0.10
<b>W</b>	0.031 ± 0.004	0.80 ± 0.10
<b>T</b>	0.022 ± 0.004	0.55 ± 0.10
<b>a</b>	0.008 ± 0.004	0.20 ± 0.10
<b>b</b>	0.008 +.004/-0.008	0.20 +0.1/-0.2
<b>c</b>	0.006 ± 0.004	0.15 ± 0.10
<b>g</b>	0.012 ± 0.004	0.30 ± 0.10
<b>p</b>	0.020 ± 0.002	0.50 ± 0.05

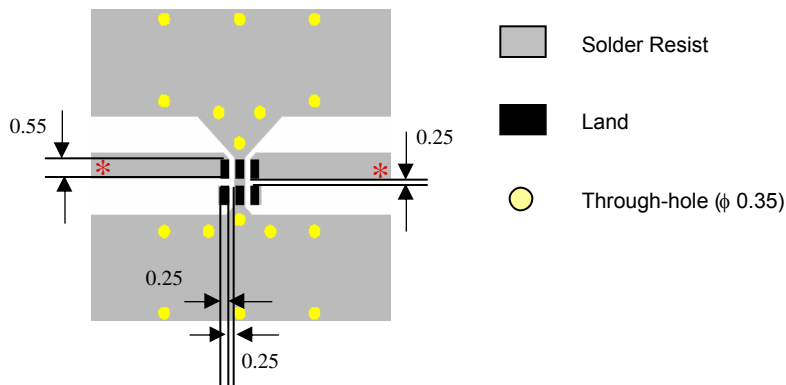


### Mounting Considerations

Mount these devices with brown mark facing up.

Line width should be designed to provide 50Ω impedance matching characteristics.

Units: mm



Johanson Technology, Inc. reserves the right to make design changes without notice.

All sales are subject to Johanson Technology, Inc. terms and conditions.



[www.johansontechnology.com](http://www.johansontechnology.com)

931 Via Alondra • Camarillo, CA 93012 • TEL 805.389.1166 FAX 805.389.1821

2003 Johanson Technology, Inc. All Rights Reserved

# "High Frequency Ceramic Solutions"

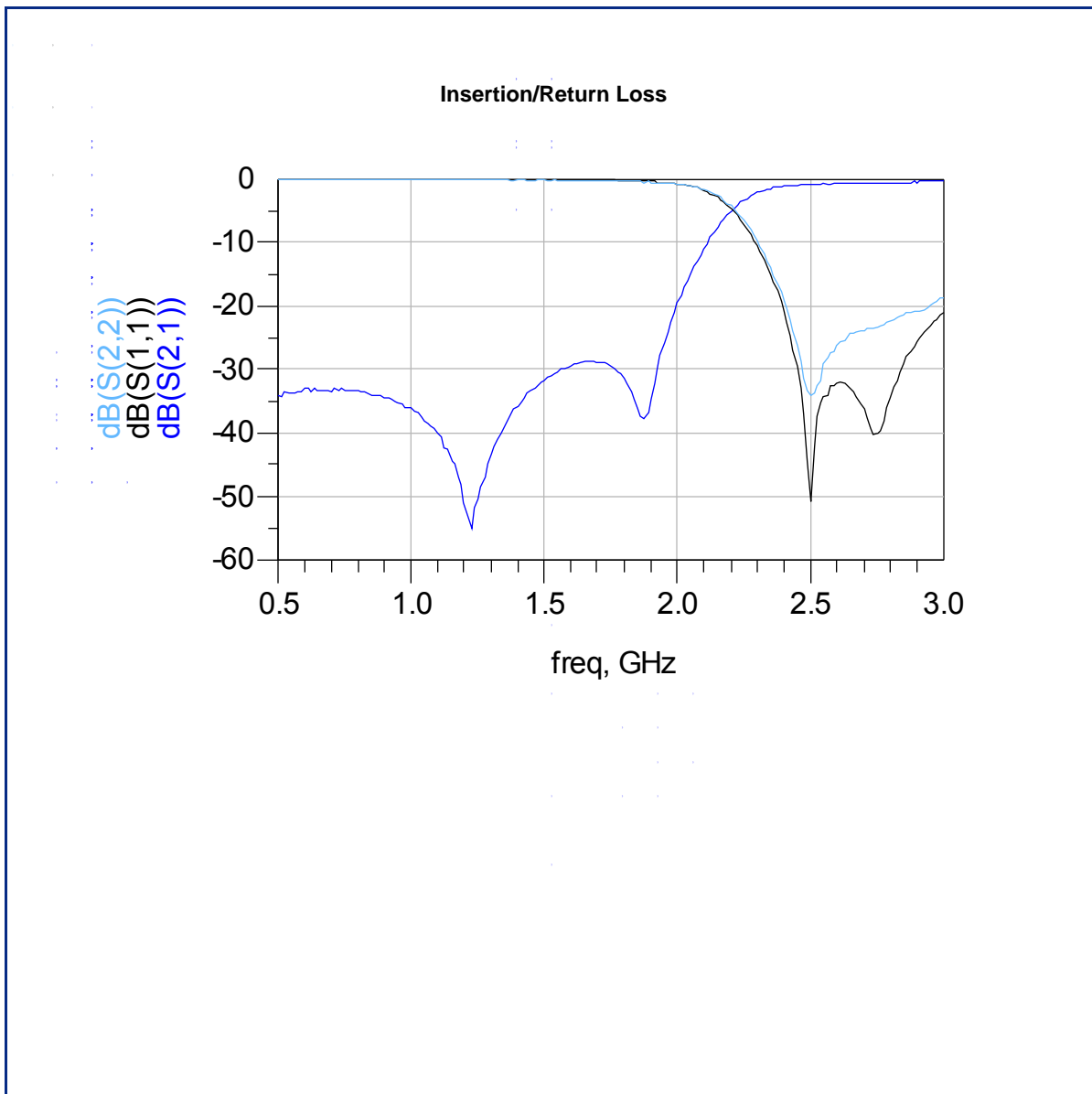
**2.45 GHz High Pass Filter**

**P/N 2450HP14A100**

Detail Specification: 08/07/06

Page 2 of 2

Typical Electrical Performance (T=25°C)



Johanson Technology, Inc. reserves the right to make design changes without notice.

All sales are subject to Johanson Technology, Inc. terms and conditions.



[www.johansontechnology.com](http://www.johansontechnology.com)

931 Via Alondra • Camarillo, CA 93012 • TEL 805.389.1166 FAX 805.389.1821

2003 Johanson Technology, Inc. All Rights Reserved