

ULTRAFAST RECTIFIER

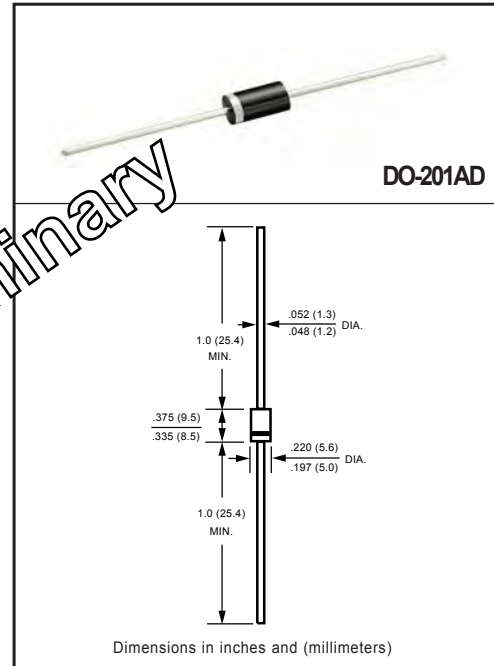
VOLTAGE RANGE 200 to 600 Volts CURRENT 4.0 Amperes

FEATURES

- * High reliability
- * Low leakage
- * Low forward voltage
- * High current capability
- * Ultrafast switching speed
- * High surge capability
- * Good for switching mode circuit

MECHANICAL DATA

- * Case: Molded plastic
- * Epoxy: Device has UL flammability classification 94V-0
- * Lead: MIL-STD-202E method 208C guaranteed
- * Mounting position: Any
- * Weight: 1.18 gram



MAXIMUM RATINGS AND ELECTRICAL CHARACTERISTICS

Ratings at 25 °C ambient temperature unless otherwise specified.
Single phase, half wave, 60 Hz, resistive or inductive load.
For capacitive load, derate current by 20%.

MAXIMUM RATINGS (@ TA=25 °C unless otherwise noted)

RATINGS	SYMBOL	MUR420	MUR440	MUR460	UNITS
Maximum Recurrent Peak Reverse Voltage	V _{RRM}	200	400	600	Volts
Maximum RMS Voltage	V _{RMS}	140	280	420	Volts
Maximum DC Blocking Voltage	V _{DC}	200	400	600	Volts
Maximum Average Forward Rectified Current at T _A =55°C	I _O	4.0			Amps
Peak Forward Surge Current 8.3 ms single half sine-wave superimposed on rated load (JEDEC method)	I _{FSM}	125	110		Amps
Operating and Storage Temperature Range	T _J , T _{STG}	-55 to + 150			°C

ELECTRICAL CHARACTERISTICS (@T_A=25 °C unless otherwise noted)

CHARACTERISTICS	SYMBOL	MUR420	MUR440	MUR460	UNITS
Maximum Instantaneous Forward Voltage at 4.0A DC	V _F	0.89	1.28		Volts
Maximum DC Reverse Current at Rated DC Blocking Voltage	@T _J = 25°C	5	10		uAmps
	@T _J = 100°C	150	250		
Maximum Reverse Recovery Time (Note 1)	t _{rr}	25	50		nSec

NOTES : 1. Test Conditions: I_F = 0.5A, I_R = -1.0A, I_{RR} = -0.25A
2. "Fully ROHS compliant", "100% Sn plating (Pb-free)"

2010-02
REV: 0

RATING AND CHARACTERISTICS CURVES (MUR420 THRU MUR460)

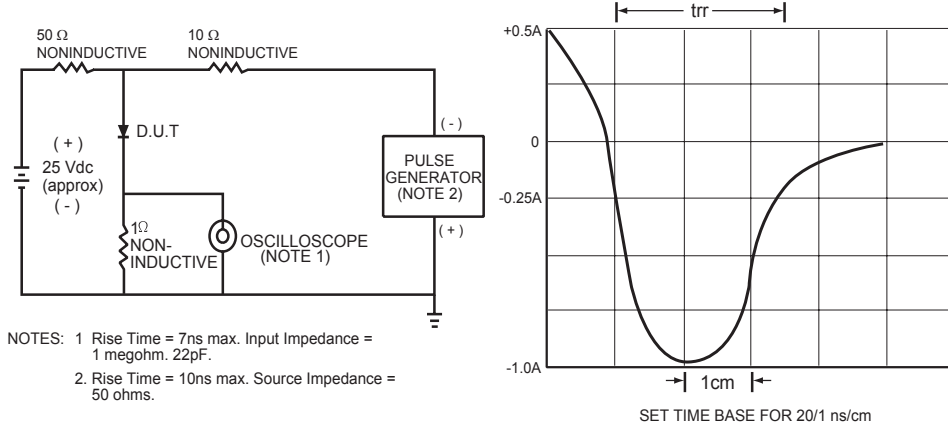


FIG.1 TEST CIRCUIT DIAGRAM AND REVERSE RECOVERY TIME CHARACTERISTIC

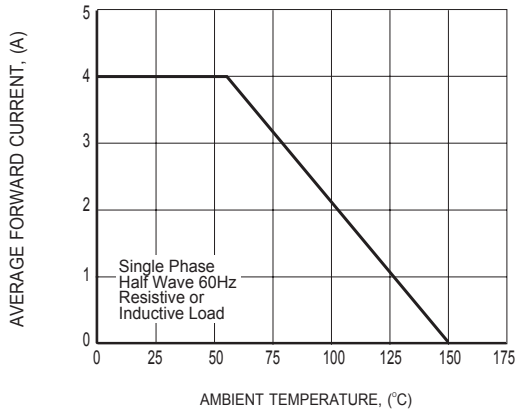


FIG.2 TYPICAL FORWARD CURRENT DERATING CURVE

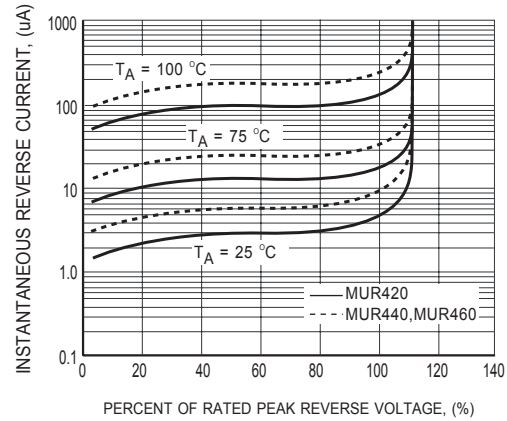


FIG.3 TYPICAL REVERSE CHARACTERISTICS

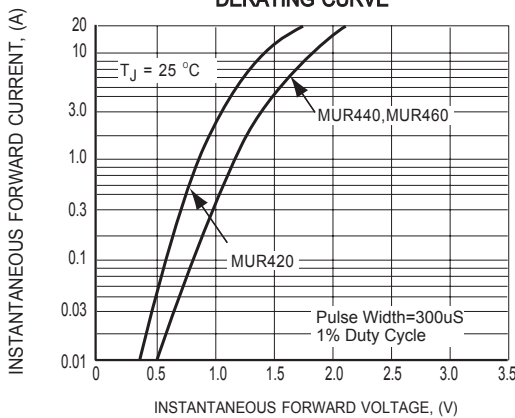


FIG.4 TYPICAL INSTANTANEOUS FORWARD CHARACTERISTICS

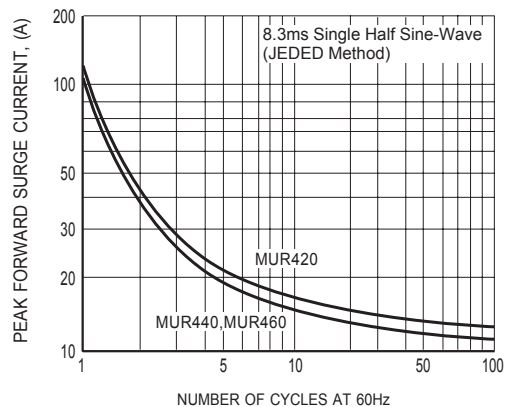


FIG.5 MAXIMUM NON-REPETITIVE FORWARD SURGE CURRENT

DISCLAIMER NOTICE

Rectron Inc reserves the right to make changes without notice to any product specification herein, to make corrections, modifications, enhancements or other changes. Rectron Inc or anyone on its behalf assumes no responsibility or liability for any errors or inaccuracies. Data sheet specifications and its information contained are intended to provide a product description only. "Typical" parameters which may be included on RECTRON data sheets and/ or specifications can and do vary in different applications and actual performance may vary over time. Rectron Inc does not assume any liability arising out of the application or use of any product or circuit.

Rectron products are not designed, intended or authorized for use in medical, life-saving implant or other applications intended for life-sustaining or other related applications where a failure or malfunction of component or circuitry may directly or indirectly cause injury or threaten a life without expressed written approval of Rectron Inc. Customers using or selling Rectron components for use in such applications do so at their own risk and shall agree to fully indemnify Rectron Inc and its subsidiaries harmless against all claims, damages and expenditures.