



## SCHTTKY BARRIER RECTIFIER

SRB1620 THRU SRB16100

VOLTAGE RANGE

20 to 100 Volts

CURRENT

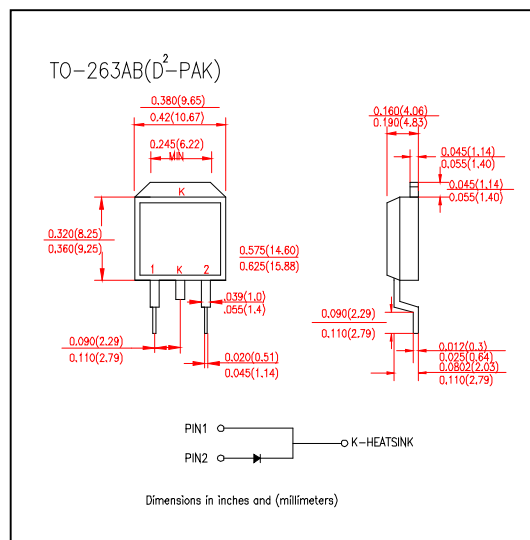
16.0 Ampere

### FEATURES

- Plastic package has Underwriters Laboratory Flammability Classification 94V-O utilizing Flame Retardant Epoxy Molding Compound
- Exceeds environmental standards of MIL-S-19500/228
- Low power loss, high efficiency
- Low forward voltage, high current capability
- High surge capacity
- For use in low voltage, high frequency inverters Free wheeling, and polarity protection applications

### MECHANICAL DATA

- Case: TO-263AB(D<sup>2</sup>-PAK)Molded Plastic
- Terminals: Lead solderable per MIL-STD-202, Method 208
- Polarity: as marked
- Mounting position: Any
- Weight: 0.08ounce, 2.24 grams



### MAXIMUM RATINGS AND ELECTRICAL CHARACTERISTICS

- Ratings at 25°C ambient temperature unless otherwise specified
- Single Phase, half wave, 60Hz, resistive or inductive load
- For capacitive load derate current by 20%

	SYMBOLS	SRB 1620	SRB 1630	SRB 1635	SRB 1640	SRB 1645	SRB 1650	SRB 1660	SRB 1680	SRB 16100	UNIT
Maximum Repetitive Peak Reverse Voltage	$V_{RRM}$	20	30	35	40	45	50	60	80	100	Volts
Maximum RMS Voltage	$V_{RMS}$	14	21	25	28	32	35	42	56	70	Volts
Maximum DC Blocking Voltage	$V_{DC}$	20	30	35	40	45	50	60	80	100	Volts
Maximum Average Forward Rectified Current At $T_c=90^\circ\text{C}$	$I_{(AV)}$	10.0									Amps
Peak Forward Surge Current 8.3ms single half sine wave superimposed on rated load (JEDEC method)	$I_{FSM}$	150									Amps
Maximum Forward Voltage per at 16.0A per element	$V_F$	0.65			0.75			0.85			Volts
Maximum DC Reverse Current at rated DC Blocking Voltage per element	$I_R$	$T_c = 25^\circ\text{C}$									mA
		50									
Typical Junction Capacitance(Note2)	$C_j$	500									pF
Typical Thermal Resistance (Note 1)	$R_{\theta JC}$	3.0									$^\circ\text{C}/\text{W}$
Operating and Storage Temperature Range	$T_j T_{STG}$	(-55 to +150)									$^\circ\text{C}$

#### Notes:

1. Thermal Resistance Junction to CASE
2. Measured at  $V_R=4\text{v}$  and  $f=1\text{MHz}$



# SCHTTKY BARRIER RECTIFIER

SRB1620 THRU SRB16100

VOLTAGE RANGE

20 to 100 Volts

CURRENT

16.0 Ampere

## RATING AND CHARACTERISTIC CURVES SRB1620 THRU SRB16100

FIG.1-TYPICAL FORWARD CURRENT DERATING CURVE

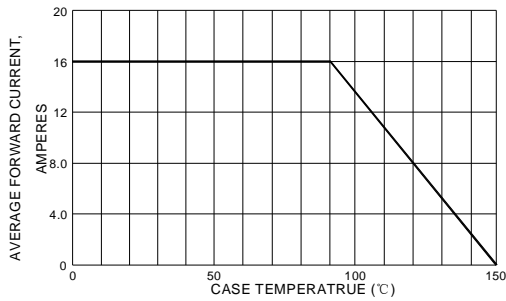


FIG.3-TYPICAL INSTANTANEOUS FORWARD CHARACTERISTIC

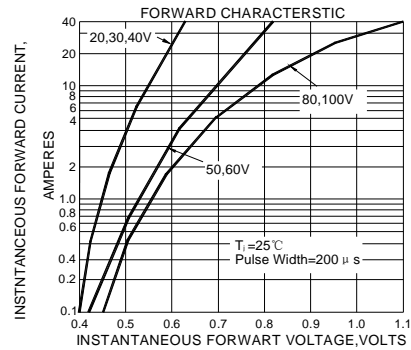


FIG.2-TYPICAL REVERSE CHARACTERISTICS

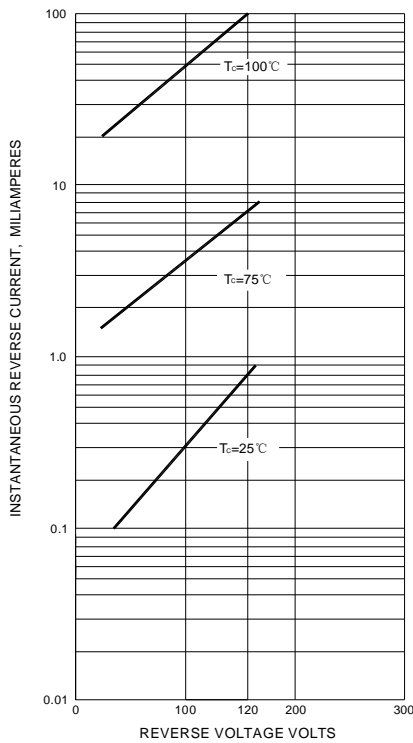


FIG.4-MAXIMUM NON-REPETITIVE SURGE CURRENT

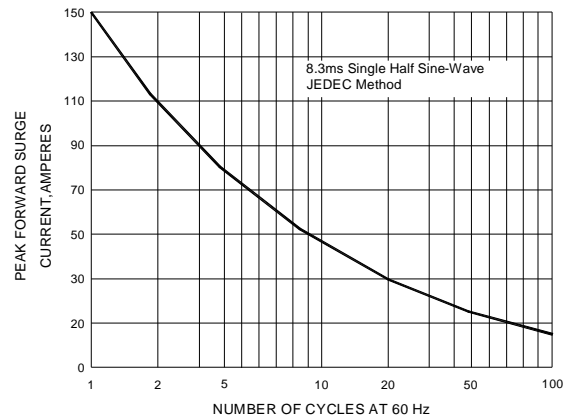


FIG.5-TYPICAL JUNCTION CAPACITANCE

