
Hall Effect Base Linear Current Sensor
--

Features:

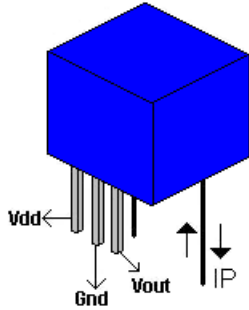
- Low noise analog signal path
- 0.24 Ω internal conductor resistance
- Output voltage proportional to AC and DC current
- Min. sensing current 2.0A at 5V voltage supply
- High Sensitivity 1 mV/mA
- Wide operating voltage range 3.0~12 V.
- Low operating current 3mA
- Nearly zero magnetic hysteresis.
- Ratiometric output from supply voltage
- 10K Hz bandwidth

Functional Description :

The Winson WCS1702 provides economical and precise solution for both DC and AC current sensing in industrial, commercial and communications systems. The unique package allows for easy implementation by the customer. Typical applications include motor control, load detection and management, over-current fault detection and any intelligent power management system etc...

The WCS1702 consists of a precise, low-temperature drift linear hall sensor IC with temperature compensation circuit and a current transformer with 0.24 Ω typical internal conductor resistance. This extremely low resistance can effectively reduce power loss, operating temperature and increase the reliability greatly. Applied current flowing through this conduction path generates a magnetic field which is sensed by the integrated Hall IC and converted into a proportional voltage.

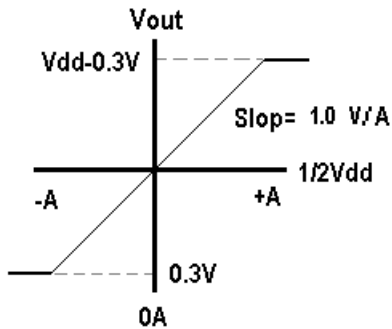
The terminals of the conductive path are electrically isolated from the sensor leads. This allow the WCS1702 current sensor to be used in applications requiring electrical isolation without the use of opto-isolators or other costly isolation techniques and make system more competitive in cost.



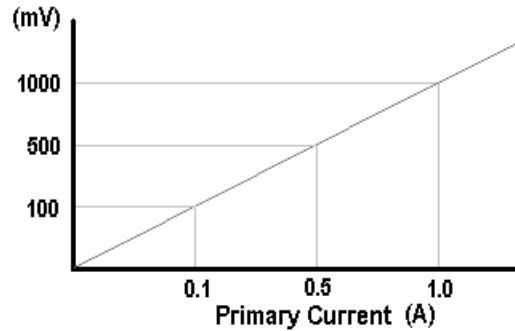
ABSOLUTE MAXIMUM RATING

Supply Voltage, Vdd	14V
Pass Current, IP	2.5A
Output Current Sink	0.4mA
Output Current Source	2mA
Basic Isolation Voltage	2500V
Operating Temperature Range	
Ta	-20°C to +125°C
Storage Temperature Range	
Ts	-65°C to +150°C
Power Dissipation Pd	1 W

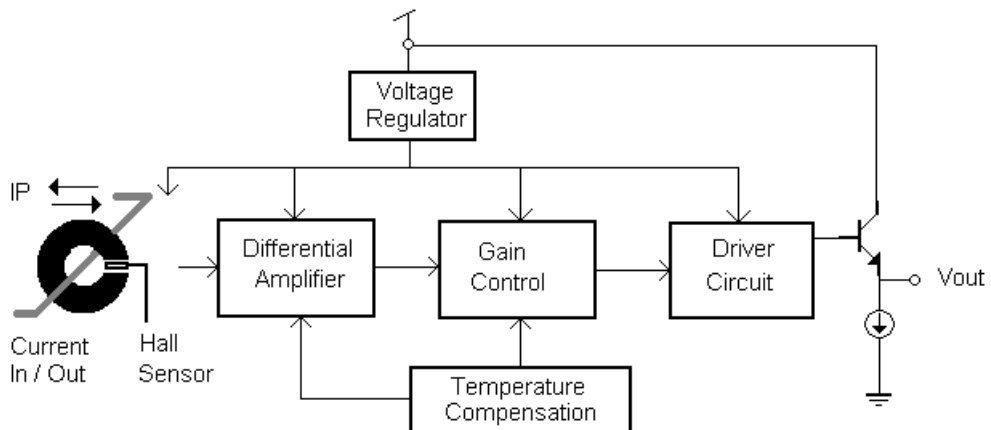
Vout vs. Primary Current



△ Vout vs. Primary Current



Function Block:



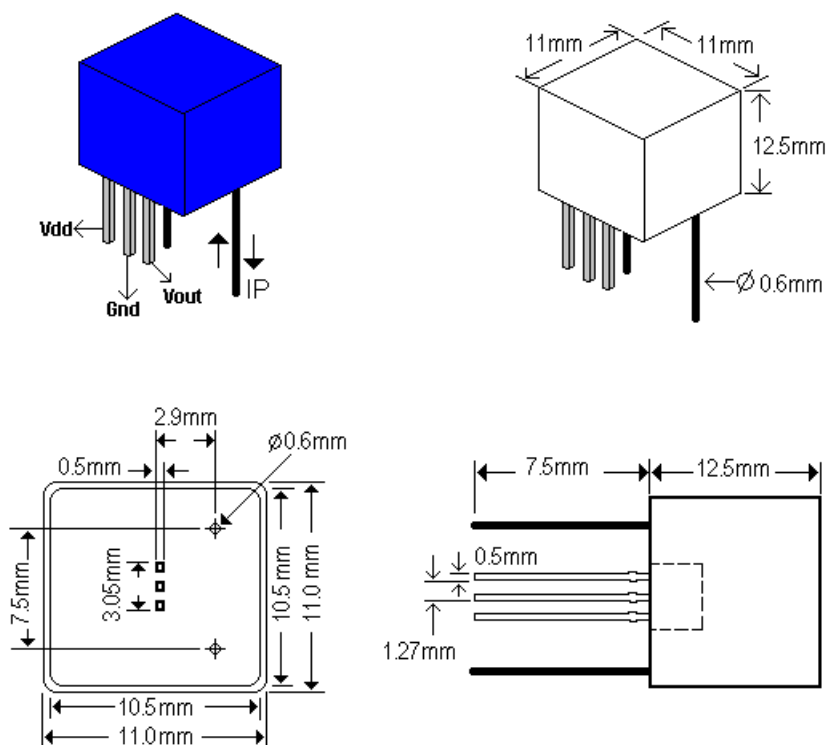
Winson reserves the right to make changes to improve reliability or manufacturability.

Electrical Characteristics: (T=+25°C, Vdd=5.0V)

Characteristic	Symbol	Test Conditions	Min	Typ	Max	Units
Supply Voltage	Vcc	—	3.0	—	12	V
Supply Current	I _{supply}	I _P = 0 A	—	3.5	6.0	mA
Zero Current V _{out}	V _{0G}	I _P = 0 A	2.4	2.5	2.6	V
Primary Conductor Resistance	R _{primary}	I _P = 2 A	—	0.24	—	Ω
Sensitivity	ΔV _{out}	I _P = ± 2.0 A	0.9	1.0	1.1	V/A
Bandwidth	BW		—	10	—	kHz
Measurable Current Range	MCR	Vdd=5V	—	±2.0	—	A
		Vdd=12V	—	±5.0	—	
Temperature Drift	ΔV _{out}	I _P = 0 A	—	±0.5	—	mV/°C

All output-voltage measurements are made with a voltmeter having an input impedance of at least 100kΩ

Package Information:



Winson reserves the right to make changes to improve reliability or manufacturability.