

**PLEASE CHECK WWW.MOLEX.COM FOR LATEST PART INFORMATION**

**Part Number:** [0015474181](#)  
**Status:** **Active**  
**Overview:** [cgrid\\_sl\\_products](#)  
**Description:** 2.54mm (.100") C-Grid SL™ Single Row, Female, Version C Receptacle, 18 Circuits

**Documents:**

[3D Model](#) [Product Specification PS-70430 \(PDF\)](#)  
[Drawing \(PDF\)](#) [RoHS Certificate of Compliance \(PDF\)](#)

**Agency Certification**

CSA LR19880  
 UL E29179

**General**

Product Family FFC/FPC Connectors  
 Series [70430](#)  
 Overview [cgrid\\_sl\\_products](#)  
 Product Name SL™

**Physical**

Circuits (Loaded) 18  
 Color - Resin Black  
 Contact Position N/A  
 Durability (mating cycles max) 50  
 Entry Angle Vertical  
 Flammability 94V-0  
 Material - Metal Phosphor Bronze  
 Material - Plating Mating Gold  
 Material - Plating Termination Tin  
 Material - Resin Polyester Alloy  
 Number of Rows 1  
 Orientation Vertical  
 PCB Retention None  
 Packaging Type Tube  
 Pitch - Mating Interface (in) 0.100 In  
 Pitch - Mating Interface (mm) 2.54 mm  
 Plating min: Mating (µin) 15  
 Plating min: Mating (µm) 0.375  
 Plating min: Termination (µin) 75  
 Plating min: Termination (µm) 1.875  
 Polarized to PCB No  
 Stackable Yes  
 Temperature Range - Operating -40°C to +105°C  
 Termination Interface: Style IDT or Pierce  
 Wire/Cable Type FFC/FPC

**Electrical**

Current - Maximum per Contact 1A, 2A  
 Voltage - Maximum 250V

**Material Info**

**Reference - Drawing Numbers**

Product Specification PS-70430  
 Sales Drawing SDA-70430-0211-0234

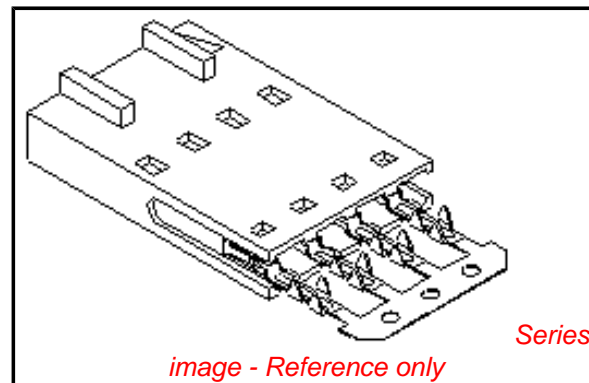



image - Reference only

**EU RoHS**

**ELV and RoHS  
 Compliant  
 REACH SVHC  
 Not Reviewed  
 Halogen-Free  
 Status  
 Not Reviewed**

**China RoHS**



**Need more information on product  
 environmental compliance?**

Email [productcompliance@molex.com](mailto:productcompliance@molex.com)  
 For a multiple part number RoHS Certificate of  
 Compliance, [click here](#)

Please visit the [Contact Us](#) section for any  
 non-product compliance questions.

**Search Parts in this Series**

70430Series

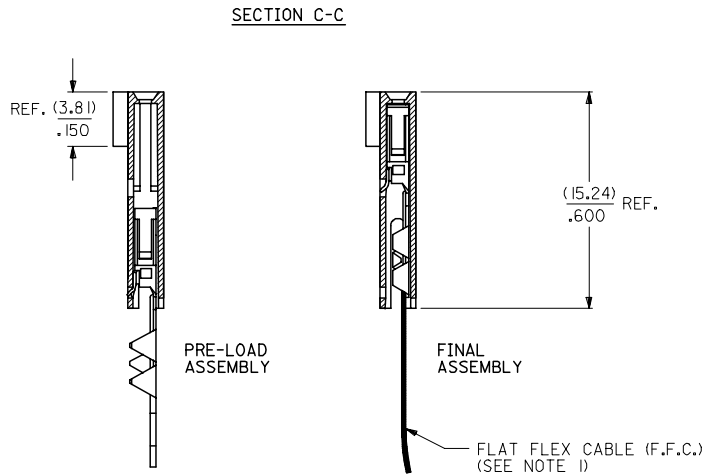
**Mates With**

70544, 70546 straight and 70554, 70556  
 right angle polarized headers

This document was generated on 05/18/2010

**PLEASE CHECK [WWW.MOLEX.COM](http://WWW.MOLEX.COM) FOR LATEST PART INFORMATION**

"C" - OPTION



NOTES:

- 1) PRE LOADED ASSEMBLY TO BE USED WITH (0.30)/.012 MAX. THICK FLAT FLEX CABLE WITH (1.57)/.062 WIDE COPPER CONDUCTORS ON (2.54)/.100 CENTERS OR, (0.13)/.005 - (0.28)/.011 THICK MYLAR WITH (1.02)/.040 - (1.65)/.065 WIDE SILVER INK CONDUCTORS ON (2.54)/.100 CENTERS.
- 2) STANDARD PACKING PER PK70873-0001 SHALL BE USED.
- 3) SEE CHART FOR CIRCUIT SIZES, 'A' AND 'B' DIMENSIONS.
- 4) TWO (2) CIRCUIT ASSEMBLIES SUPPLIED AS GROUPED PAIRS.
- 5) PART MATES WITH (0.64)/.025 SQ. PINS, (8.13)/.320 TO (5.08)/.200 LONG ON (2.54)/.100 CENTERS.
- 6) REFER TO SDA-70430-\*\*\*\* (SHEET 3) FOR MINOR VARIATIONS TO 'G' OPTION HOUSINGS.
- 7) PARTS CONFORM TO CLASS B OF COSMETIC SPECIFICATION PS-45499-002.

CKT. SIZE	EDP. NO.	ENG. NO.	A	B
2	015-47-402I	70430-021I	(2.54) .100	(5.05) .199
3	015-47-403I	70430-0212	(5.08) .200	(7.59) .299
4	015-47-404I	70430-0213	(7.62) .300	(10.13) .399
5	015-47-405I	70430-0214	(10.16) .400	(12.67) .499
6	015-47-406I	70430-0215	(12.70) .500	(15.21) .599
7	015-47-407I	70430-0216	(15.24) .600	(17.75) .699
8	015-47-408I	70430-0217	(17.78) .700	(20.29) .799
9	015-47-409I	70430-0218	(20.32) .800	(22.83) .899
10	015-47-410I	70430-0219	(22.86) .900	(25.37) .999
11	015-47-411I	70430-0220	(25.40) 1.000	(27.91) 1.099
12	015-47-412I	70430-0221	(27.94) 1.100	(30.45) 1.199
13	015-47-413I	70430-0222	(30.48) 1.200	(32.99) 1.299
14	015-47-414I	70430-0223	(33.02) 1.300	(35.53) 1.399
15	015-47-415I	70430-0224	(35.56) 1.400	(38.07) 1.499
16	015-47-416I	70430-0225	(38.10) 1.500	(40.61) 1.599
17	015-47-417I	70430-0226	(40.64) 1.600	(43.15) 1.699
18	015-47-418I	70430-0227	(43.18) 1.700	(45.69) 1.799
19	015-47-419I	70430-0228	(45.72) 1.800	(48.23) 1.899
20	015-47-420I	70430-0229	(48.26) 1.900	(50.77) 1.999
21	015-47-421I	70430-0230	(50.80) 2.000	(53.31) 2.099
22	015-47-422I	70430-0231	(53.34) 2.100	(55.85) 2.199
23	015-47-423I	70430-0232	(55.88) 2.200	(58.39) 2.299
24	015-47-424I	70430-0233	(58.42) 2.300	(60.93) 2.399
25	015-47-425I	70430-0234	(60.96) 2.400	(63.47) 2.499

HOUSING MATERIAL: GLASS FILLED POLYESTER, UL 94V-0.  
 TERMINAL MATERIAL: PHOSPHOR BRONZE.  
 PLATING: 15 GOLD - .000015 MINIMUM GOLD PLATE IN SELECT AREA,  
 .000075 MINIMUM TIN PLATE IN SELECT AREA,  
 .000050 MINIMUM NICKEL PLATE OVERALL.

CONTACT PLATING	COLOR CODE
TIN	NONE
15 GOLD	YELLOW
30 GOLD	RED

ADD TOLERANCE FC NO: UCP2007-2849 DRAWN: JORGAN 2007/05/18 CHKD: MS BARRA 2007/05/21 APPR: SMILLER 2007/05/21	QUALITY SYMBOLS ▽=0 ▽=0	GENERAL TOLERANCES (UNLESS SPECIFIED)		DIMENSION STYLE MM/IN		SCALE 4:1	DESIGN UNITS INCH	THIRD ANGLE PROJECTION																	
		<table border="1"> <thead> <tr> <th></th> <th>mm</th> <th>INCH</th> </tr> </thead> <tbody> <tr><td>4 PLACES</td><td>± .010</td><td>± .0004</td></tr> <tr><td>3 PLACES</td><td>± .015</td><td>± .0005</td></tr> <tr><td>2 PLACES</td><td>± 0.25</td><td>± .010</td></tr> <tr><td>1 PLACE</td><td>± 0.38</td><td>± .015</td></tr> </tbody> </table>			mm	INCH	4 PLACES	± .010	± .0004	3 PLACES	± .015	± .0005	2 PLACES	± 0.25	± .010	1 PLACE	± 0.38	± .015	DRAWN BY RAS		DATE 1986/07/21	TITLE ASSEMBLY, CONNECTOR FFC FEMALE SINGLE ROW (2.54)/.100			
			mm	INCH																					
		4 PLACES	± .010	± .0004																					
3 PLACES	± .015	± .0005																							
2 PLACES	± 0.25	± .010																							
1 PLACE	± 0.38	± .015																							
ANGULAR ±1/2°		CHECKED BY MJM		DATE 1986/07/21	MOLEX INCORPORATED																				
DRAFT WHERE APPLICABLE MUST REMAIN WITHIN DIMENSIONS		APPROVED BY WAZ		DATE 1986/07/21	MATERIAL NO. SEE TABLE		DOCUMENT NO. SDA-70430-0211-0234	SHEET NO. 1 OF 1																	