

**PLEASE CHECK WWW.MOLEX.COM FOR LATEST PART INFORMATION**

**Part Number:** **0511121010**  
**Status:** **Active**  
**Description:** 2.50mm (.098") Pitch Wire-to-Wire Plug Housing, With Optional Panel Mount, 10 Circuits

**Documents:**

[3D Model](#) [Product Specification PS-51111-001 \(PDF\)](#)  
[Drawing \(PDF\)](#) [RoHS Certificate of Compliance \(PDF\)](#)

**Agency Certification**

CSA LR19980  
 UL E29179

**General**

Product Family Crimp Housings  
 Series [51112](#)  
 Product Name N/A

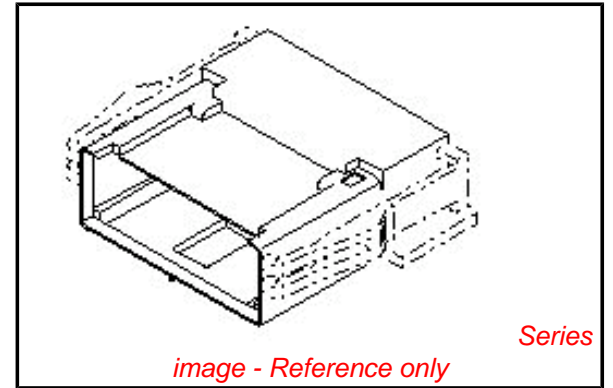
**Physical**

Circuits (maximum) 10  
 Color - Resin Natural  
 Flammability 94V-0  
 Gender Male  
 Glow-Wire Compliant No  
 Material - Resin Polyester  
 Number of Rows 1  
 Packaging Type Bag  
 Panel Mount No  
 Pitch - Mating Interface (in) 0.098 In  
 Pitch - Mating Interface (mm) 2.50 mm  
 Stackable No  
 Temperature Range - Operating -40°C to +105°C

**Material Info**

**Reference - Drawing Numbers**

Product Specification PS-51111-001, RPS-51111-004  
 Sales Drawing SD-51112-\*\*10



**EU RoHS**

**ELV and RoHS Compliant**  
**REACH SVHC**  
 Not Reviewed  
**Halogen-Free Status**

**China RoHS**



**Not Reviewed**

**Need more information on product environmental compliance?**

Email [productcompliance@molex.com](mailto:productcompliance@molex.com)  
 For a multiple part number RoHS Certificate of Compliance, [click here](#)

Please visit the [Contact Us](#) section for any non-product compliance questions.

**Search Parts in this Series**

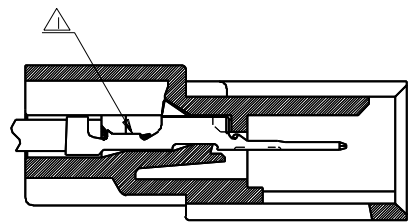
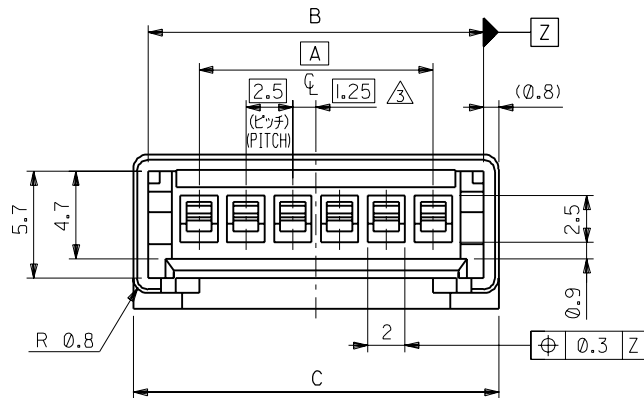
[51112Series](#)

**Mates With**

[51111](#) , [51111wr](#)

**Use With**

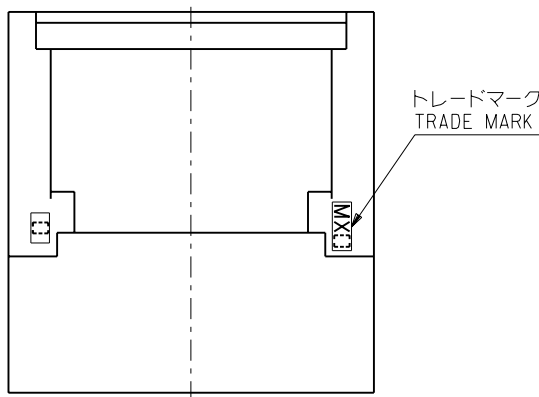
[50398](#)



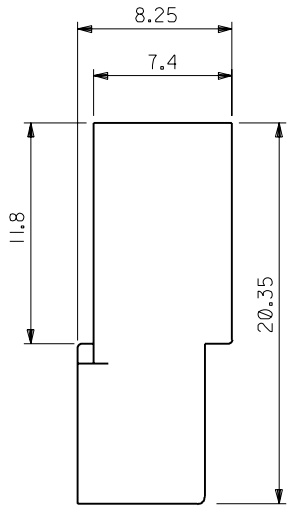
ターミナル装着状態図  
TERMINAL ASSEMBLY DRAWING

注記 NOTES

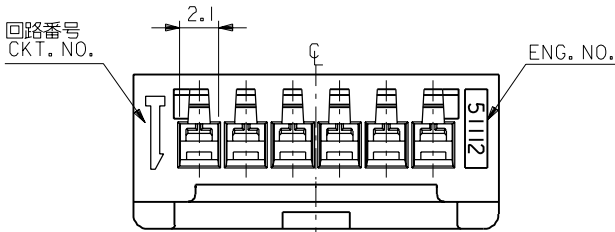
- △ 適合ターミナル：50398シリーズ  
APPLICABLE TERMINAL：50398 SERIES
- 2. 嵌合相手：51111シリーズ  
MATE WITH：51111 SERIES
- △ 偶数極の製品に適用。  
APPLY EVEN CIRCUIT PRODUCTS.



トレードマーク  
TRADE MARK



42	40.4	35	51112-1510	15
39.5	37.9	32.5	↑ -1410	14
37	35.4	30	-1310	13
34.5	32.9	27.5	-1210	12
32	30.4	25	-1110	11
29.5	27.9	22.5	-1010	10
27	25.4	20	-0910	9
24.5	22.9	17.5	-0810	8
22	20.4	15	-0710	7
19.5	17.9	12.5	-0610	6
17	15.4	10	-0510	5
14.5	12.9	7.5	-0410	4
12	10.4	5	↓ -0310	3
9.5	7.9	2.5	51112-0210	2
C	B	A	ENG. NO.	極数 NO. OF CKT.



角度 ANGLE	±3°						
30以上 OVER	+0.3						
10以上 30未満 OVER UNDER	+0.25	A	変更 REVISED (J40498)	K.T. S.K.	94/6/22		
10未満 UNDER	+0.2	0	新規作成 RELEASED (J30895)	K.T. H.H.	93/9/16		
一般公差 GENERAL TOLERANCES	記号 LTR	変更内容 REVISION RECORD	DR. CHK.	日付 DATE	APP'D BY '93/6/22 M.FUKUSHIMA	尺度 SCALE 4:1	

材料 MATERIAL	PBTP, UL94V-0 (白色 WHITE)
仕上げ FINISH	—
適用電線範囲 WIRE RANGE	—
被覆外径 INS. RANGE	—
DRAWN BY '93/9/16 K.TOJO	CHK'D BY '94/6/22 S.KUNISHI

MOLEX-JAPAN CO.,LTD. 日本モレックス株式会社	
REVISE ONLY ON CAD SYSTEM	
TITLE 名称 2.5 WIRE TO WIRE CONN. PLUG HOUSING	
DWG. NO. SD-51112-***10	REV A

DIMENSIONS IN METRIC DO NOT SCALE DRAWING

51112-22