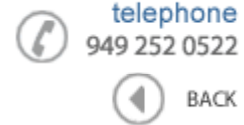




Data Sheet



Product Category: IF SAW Filter

Part Number	Package	Application	Last Modified
871-IF38.912M-E	11.5 x 4.8 SMD	DAB	Jan. 01, 2007

TYPE :

38.912 MHz IF SAW Filter for DAB Application  
1.5 MHz Bandwidth



PART NUMBER :

**871-IF38.912M-E****OPERATING CONDITIONS / ELECTRICAL CHARACTERISTICS**

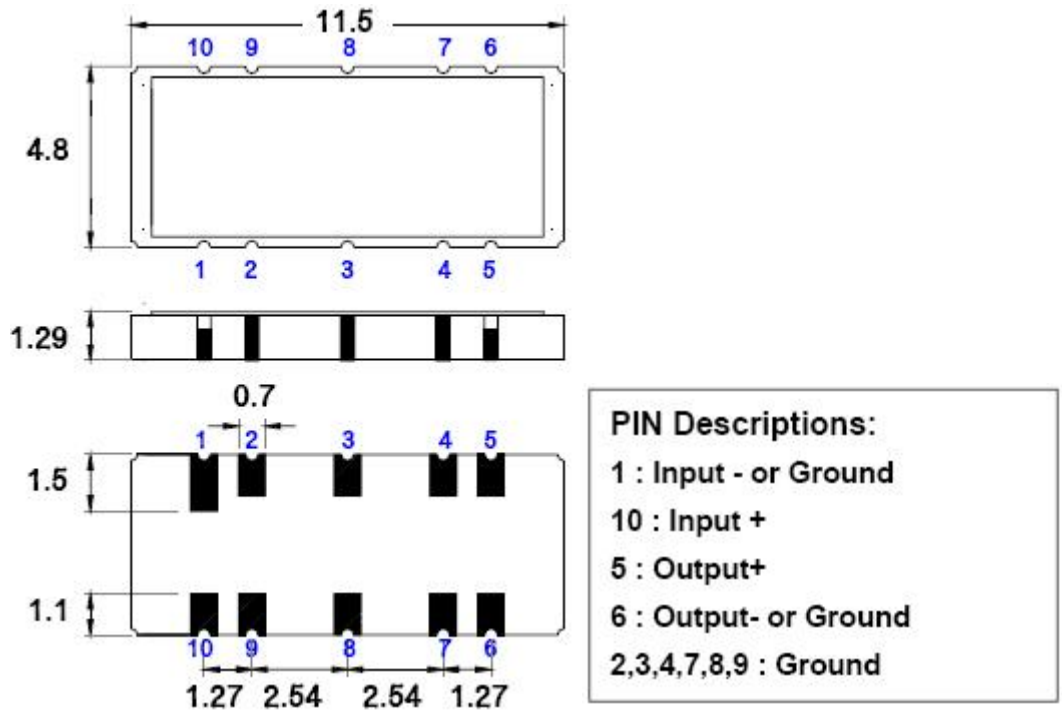
PARAMETERS	Minimum	Typical	Maximum	Units
Center Frequency	-	38.912	-	MHz
Insertion Loss at Fo	-	17.0	19.0	dB
-3.0 dB Bandwidth	-	1.5	-	MHz
-30.0 dB Bandwidth	-	2.7	-	MHz
Relative Attenuation 30.00 to 36.26 MHz	40	45	-	dB
Relative Attenuation 36.26 to 37.30 MHz	40	48	-	dB
Relative Attenuation 40.60 to 41.40MHz	40	48	-	dB
Relative Attenuation 41.40 to 50.00MHz	40	50	-	dB
Source Impedance (Single Ended or Balanced)*	-	50/2000	-	ohm
Load Impedance (Single Ended or Balanced)*	-	50/2000	-	ohm
Group Delay Variation	-	80	200	ns
Storage Temperature	-40	-	+85	ppm/°C
Operating Temperature	-30	-	+80	°C
Temperature Coefficient	-	-20	-	ppm/°C
Absolute Delay at Fo	-	1.36	-	µsec

\* With Matching Network (Ref. Testing Environment Circuit as shown below)

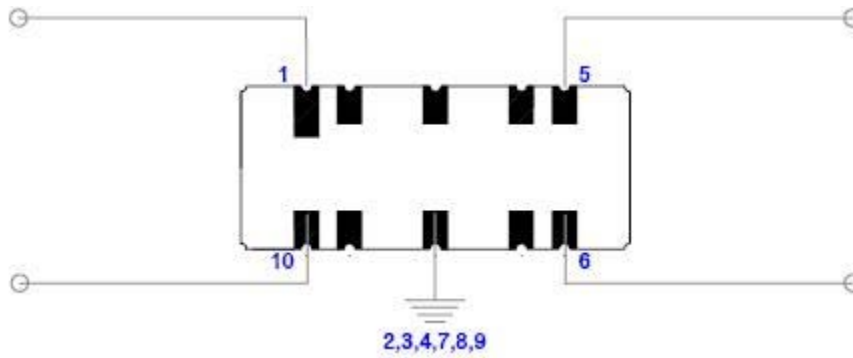
Those impedances could be modified with different impedance values and/or structures, if necessary.

\*\* Custom SAW IF Filters available. Contact Oscilent for assistance.

**PACKAGE OUTLINE** (mm)

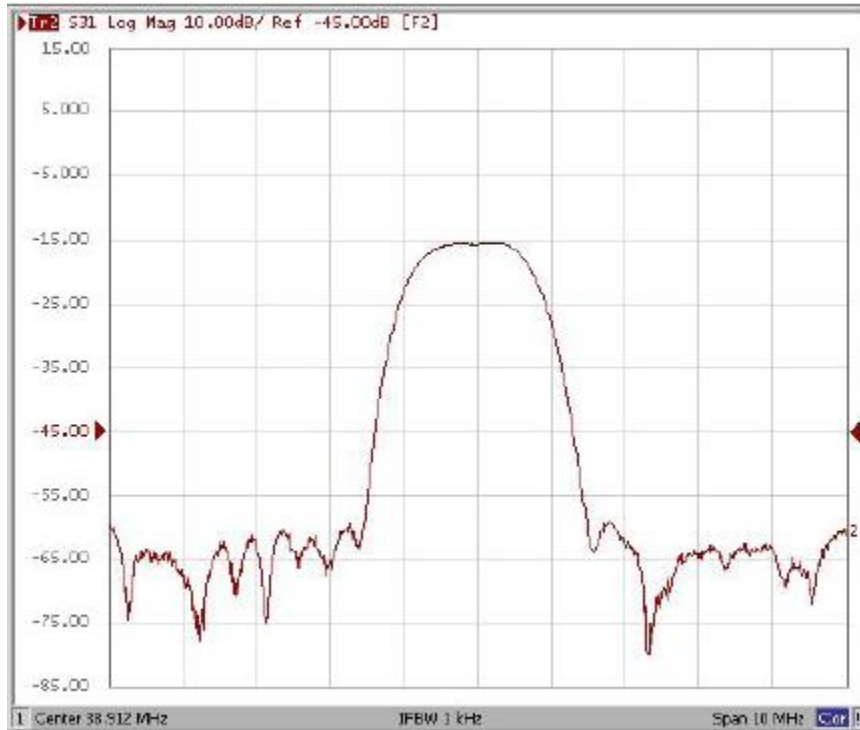


**TEST CIRCUIT**

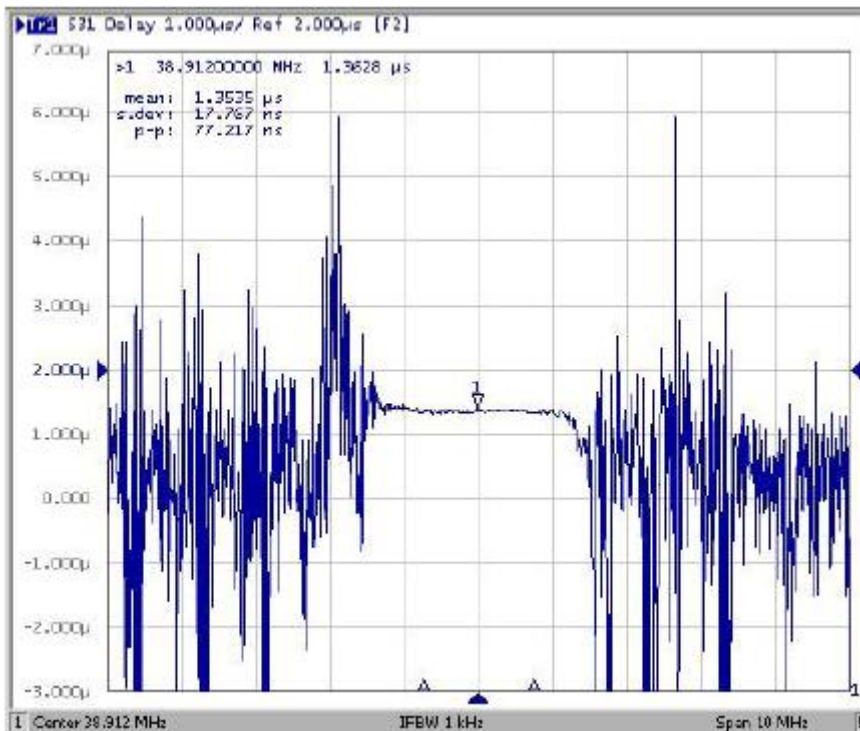


SOURCE AND LOAD IMPEDANCE: 50 or 2K ohm

**FREQUENCY RESPONSE**



**GROUP DELAY VARIATION**



**Oscilent Corporation** - CALL 949.252.0522  
 18195 East McDermott Street, Building D, Irvine, CA 92614, USA  
 Fax: 949.252.0599, E-Mail: Sales@Oscilent.com

**Part No.:** 871-IF38.912M-E