

RJP4301APP

Nch IGBT for Strobe Flash

REJ03G1709-0300

Rev.3.00

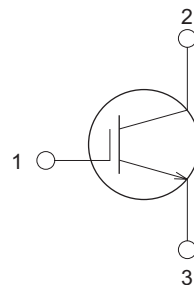
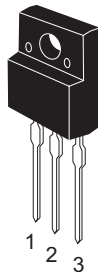
Oct 14, 2009

Features

- V_{CES} : 430 V
- TO-220FN package
- High Speed Switching

Outline

RENESAS Package code: PRSS0003AB-A
(Package name: TO-220FN)



1 : Gate
2 : Collector
3 : Emitter

Applications

Strobe flash

Maximum Ratings

($T_c = 25^\circ\text{C}$)

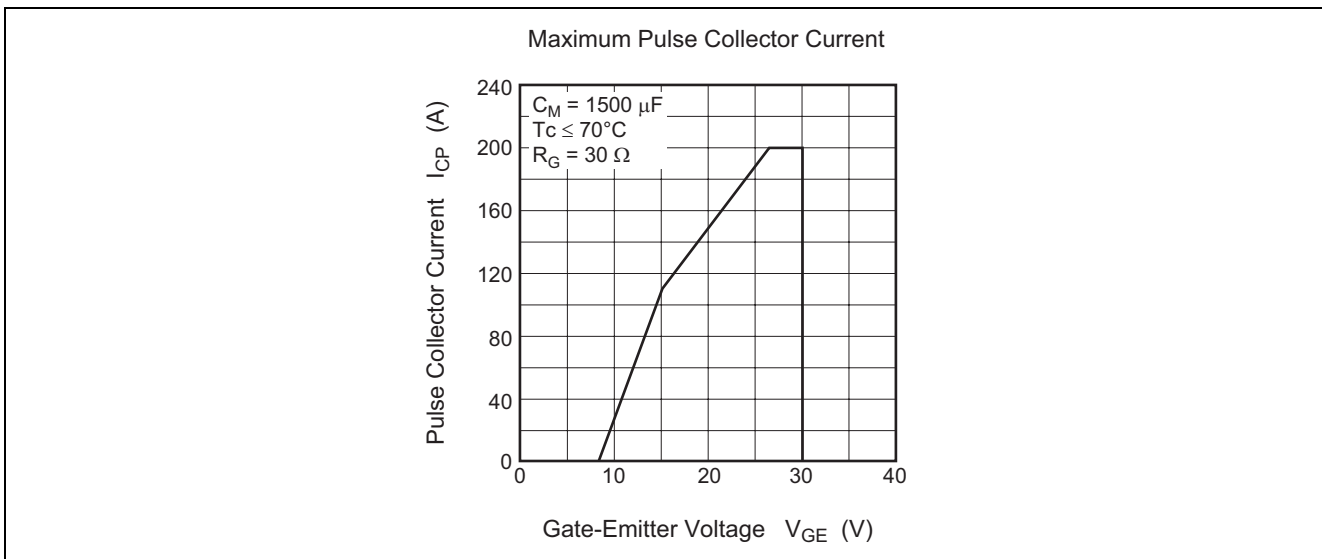
Parameter	Symbol	Ratings	Unit	Conditions
Collector-emitter voltage	V_{CES}	430	V	$V_{GE} = 0\text{ V}$
Gate-emitter voltage	V_{GES}	± 33	V	$V_{CE} = 0\text{ V}$, Refer to item 4 under Notes on the Actual Specifications
Collector current (Pulse)	I_{CM}	200	A	$C_M = 1500\ \mu\text{F}$ (see performance curve)
Maximum power dissipation	P_C	30	W	
Junction temperature	T_j	- 40 to +150	$^\circ\text{C}$	
Storage temperature	T_{stg}	- 40 to +150	$^\circ\text{C}$	
Mass	—	2.0	g	Typical value

Electrical Characteristics

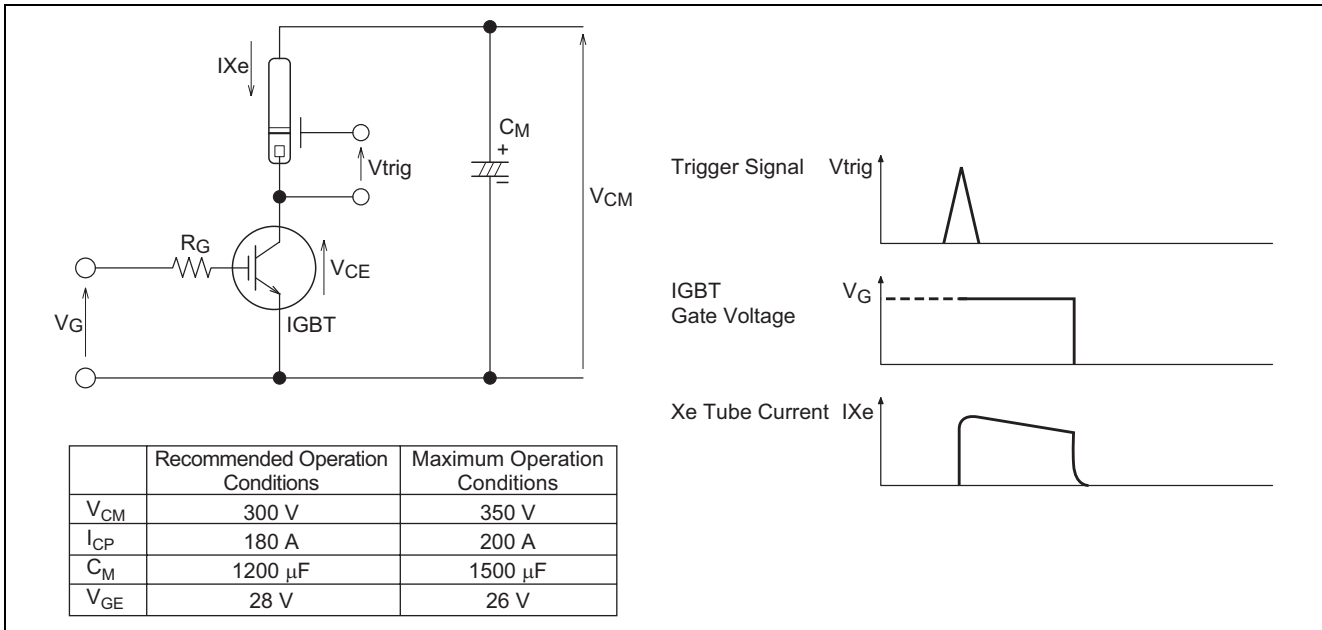
(T_j = 25°C)

Parameter	Symbol	Min.	Typ.	Max.	Unit	Test conditions
Collector-emitter breakdown voltage	V _{(BR)CES}	430	—	—	V	I _C = 100 μA, V _{GE} = 0 V
Collector-emitter leakage current	I _{CES}	—	—	1	μA	V _{CE} = 430 V, V _{GE} = 0 V
Gate-emitter leakage current	I _{GES}	—	—	±0.1	μA	V _{GE} = ±33 V, V _{CE} = 0 V
Gate-emitter threshold voltage	V _{GE(th)}	3.0	—	5.5	V	V _{CE} = 10 V, I _C = 1 mA
Collector-emitter saturation voltage	V _{CE(sat)}	—	4.0	10	V	I _C = 200 A, V _{GE} = 26 V
Input capacitance	C _{ies}	—	1150	—	pF	V _{CE} = 25 V
Output capacitance	C _{oes}	—	125	—	pF	V _{GS} = 0
Reverse transfer capacitance	C _{res}	—	14	—	pF	f = 1 MHz
Turn-on delay time	t _{d(on)}	—	0.01	—	μs	I _D = 200 A
Rise time	t _r	—	0.06	—	μs	V _{GS} = 26 V
Turn-off delay time	t _{d(off)}	—	0.15	—	μs	V _{CC} = 300 V
Fall time	t _f	—	0.2	—	μs	R _G = 25 Ω

Performance Curves



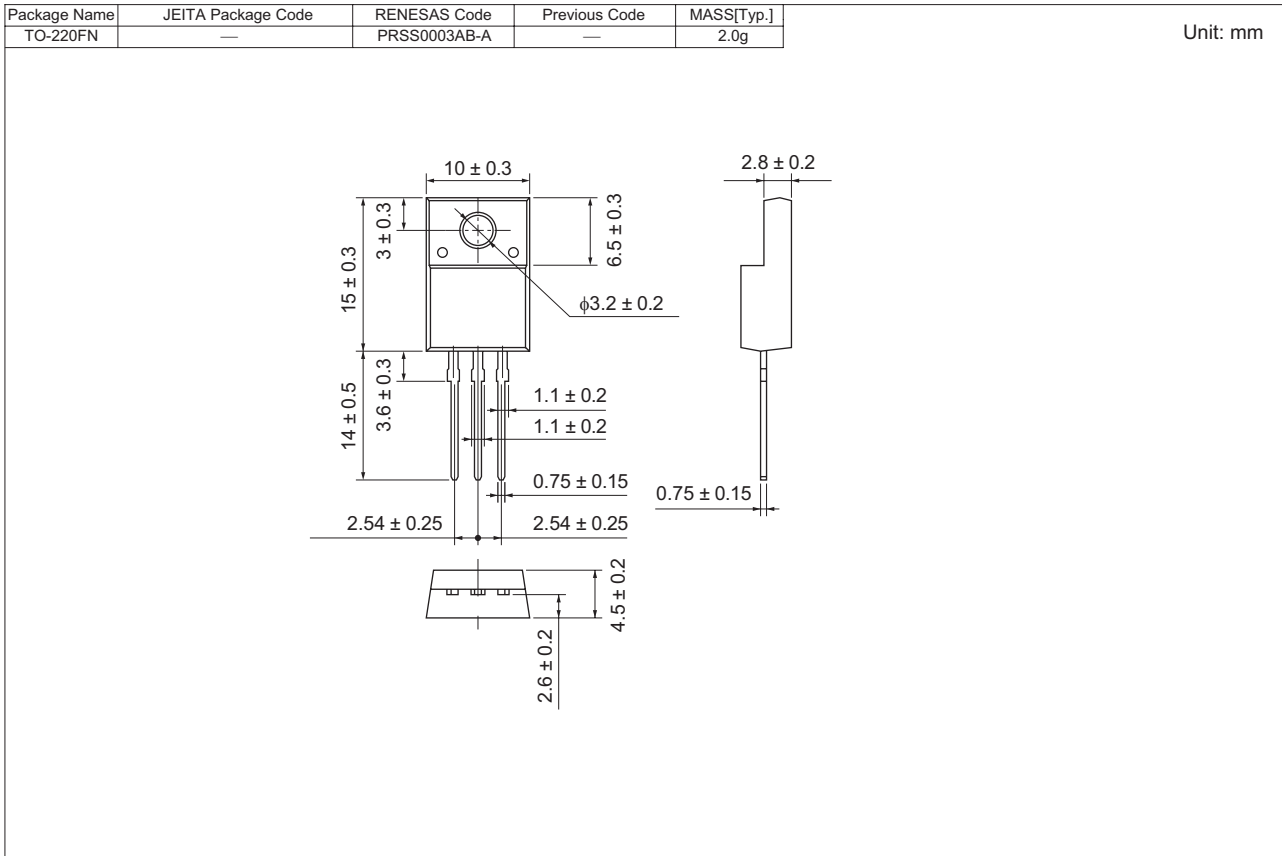
Application Example



Precautions on Usage

1. Gate drive voltage during on-period must be applied to satisfy the rating of maximum pulse collector current. And peak reverse gate current during turn-off must become less than 1 A. (In general, when $R_{G(off)} = 30 \Omega$, it is satisfied.)
2. IGBT has MOS structure and its gate is insulated by thin silicon oxide. So please handle carefully to protect the device from electrostatic charge.
3. The operation life should be endured until repeated discharge of 5,000 times under the charge current ($I_{Xe} \leq 200$ A : full luminescence condition) of main capacitor. Repetition period under full luminescence condition is over 3 seconds.
4. Total operation hours applied to the gate-emitter voltage must be within 5,000 hours.

Package Dimensions



Ordering Information

Part No.	Quantity	Shipping Container
RJP4301APP-00-T2	50 pcs	Magazine (Tube)

Notes:

1. This document is provided for reference purposes only so that Renesas customers may select the appropriate Renesas products for their use. Renesas neither makes warranties or representations with respect to the accuracy or completeness of the information contained in this document nor grants any license to any intellectual property rights or any other rights of Renesas or any third party with respect to the information in this document.
2. Renesas shall have no liability for damages or infringement of any intellectual property or other rights arising out of the use of any information in this document, including, but not limited to, product data, diagrams, charts, programs, algorithms, and application circuit examples.
3. You should not use the products or the technology described in this document for the purpose of military applications such as the development of weapons of mass destruction or for the purpose of any other military use. When exporting the products or technology described herein, you should follow the applicable export control laws and regulations, and procedures required by such laws and regulations.
4. All information included in this document such as product data, diagrams, charts, programs, algorithms, and application circuit examples, is current as of the date this document is issued. Such information, however, is subject to change without any prior notice. Before purchasing or using any Renesas products listed in this document, please confirm the latest product information with a Renesas sales office. Also, please pay regular and careful attention to additional and different information to be disclosed by Renesas such as that disclosed through our website. (<http://www.renesas.com>)
5. Renesas has used reasonable care in compiling the information included in this document, but Renesas assumes no liability whatsoever for any damages incurred as a result of errors or omissions in the information included in this document.
6. When using or otherwise relying on the information in this document, you should evaluate the information in light of the total system before deciding about the applicability of such information to the intended application. Renesas makes no representations, warranties or guarantees regarding the suitability of its products for any particular application and specifically disclaims any liability arising out of the application and use of the information in this document or Renesas products.
7. With the exception of products specified by Renesas as suitable for automobile applications, Renesas products are not designed, manufactured or tested for applications or otherwise in systems the failure or malfunction of which may cause a direct threat to human life or create a risk of human injury or which require especially high quality and reliability such as safety systems, or equipment or systems for transportation and traffic, healthcare, combustion control, aerospace and aeronautics, nuclear power, or undersea communication transmission. If you are considering the use of our products for such purposes, please contact a Renesas sales office beforehand. Renesas shall have no liability for damages arising out of the uses set forth above.
8. Notwithstanding the preceding paragraph, you should not use Renesas products for the purposes listed below:
 - (1) artificial life support devices or systems
 - (2) surgical implantations
 - (3) healthcare intervention (e.g., excision, administration of medication, etc.)
 - (4) any other purposes that pose a direct threat to human lifeRenesas shall have no liability for damages arising out of the uses set forth in the above and purchasers who elect to use Renesas products in any of the foregoing applications shall indemnify and hold harmless Renesas Technology Corp., its affiliated companies and their officers, directors, and employees against any and all damages arising out of such applications.
9. You should use the products described herein within the range specified by Renesas, especially with respect to the maximum rating, operating supply voltage range, movement power voltage range, heat radiation characteristics, installation and other product characteristics. Renesas shall have no liability for malfunctions or damages arising out of the use of Renesas products beyond such specified ranges.
10. Although Renesas endeavors to improve the quality and reliability of its products, IC products have specific characteristics such as the occurrence of failure at a certain rate and malfunctions under certain use conditions. Please be sure to implement safety measures to guard against the possibility of physical injury, and injury or damage caused by fire in the event of the failure of a Renesas product, such as safety design for hardware and software including but not limited to redundancy, fire control and malfunction prevention, appropriate treatment for aging degradation or any other applicable measures. Among others, since the evaluation of microcomputer software alone is very difficult, please evaluate the safety of the final products or system manufactured by you.
11. In case Renesas products listed in this document are detached from the products to which the Renesas products are attached or affixed, the risk of accident such as swallowing by infants and small children is very high. You should implement safety measures so that Renesas products may not be easily detached from your products. Renesas shall have no liability for damages arising out of such detachment.
12. This document may not be reproduced or duplicated, in any form, in whole or in part, without prior written approval from Renesas.
13. Please contact a Renesas sales office if you have any questions regarding the information contained in this document, Renesas semiconductor products, or if you have any other inquiries.



RENESAS SALES OFFICES

<http://www.renesas.com>

Refer to "<http://www.renesas.com/en/network>" for the latest and detailed information.

Renesas Technology America, Inc.
450 Holger Way, San Jose, CA 95134-1368, U.S.A
Tel: <1> (408) 382-7500, Fax: <1> (408) 382-7501

Renesas Technology Europe Limited
Dukes Meadow, Millboard Road, Bourne End, Buckinghamshire, SL8 5FH, U.K.
Tel: <44> (1628) 585-100, Fax: <44> (1628) 585-900

Renesas Technology (Shanghai) Co., Ltd.
Unit 204, 205, AZIACenter, No.1233 Lujiazui Ring Rd, Pudong District, Shanghai, China 200120
Tel: <86> (21) 5877-1818, Fax: <86> (21) 6887-7858/7898

Renesas Technology Hong Kong Ltd.
7th Floor, North Tower, World Finance Centre, Harbour City, Canton Road, Tsimshatsui, Kowloon, Hong Kong
Tel: <852> 2265-6688, Fax: <852> 2377-3473

Renesas Technology Taiwan Co., Ltd.
10th Floor, No.99, Fushing North Road, Taipei, Taiwan
Tel: <886> (2) 2715-2888, Fax: <886> (2) 3518-3399

Renesas Technology Singapore Pte. Ltd.
1 Harbour Front Avenue, #06-10, Keppel Bay Tower, Singapore 098632
Tel: <65> 6213-0200, Fax: <65> 6278-8001

Renesas Technology Korea Co., Ltd.
Kukje Center Bldg. 18th Fl., 191, 2-ka, Hangang-ro, Yongsan-ku, Seoul 140-702, Korea
Tel: <82> (2) 796-3115, Fax: <82> (2) 796-2145

Renesas Technology Malaysia Sdn. Bhd
Unit 906, Block B, Menara Amcorp, Amcorp Trade Centre, No.18, Jln Persiaran Barat, 46050 Petaling Jaya, Selangor Darul Ehsan, Malaysia
Tel: <603> 7955-9390, Fax: <603> 7955-9510