

# "High Frequency Ceramic Solutions"

## 2.45 GHz Balun

P/N 2450BL14B050

Detail Specification: 07/01/03

Page 1 of 2

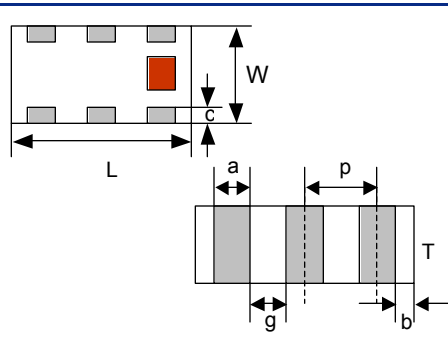
### General Specifications

Part Number	2450BL14B050
Frequency (MHz)	2400~2500
Unbalanced Impedance	50 $\Omega$
Differential Balanced Imp.	50 $\Omega$
Insertion Loss	1.5 dB max.
Return Loss	9.5 dB min.
Phase Difference (degree)	180 $\pm$ 10
Amplitude Difference	2 dB max.

Operating Temperature	-40 to +85°C
Reel Quantity	4,000
Power Capacity	0.5 watts max.

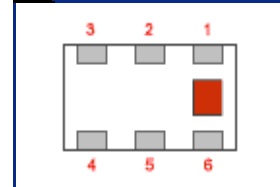
### Mechanical Dimensions

	In	mm
L	0.063 $\pm$ 0.004	1.60 $\pm$ 0.10
W	0.031 $\pm$ 0.004	0.80 $\pm$ 0.10
T	0.024 $\pm$ 0.004	0.60 $\pm$ 0.10
a	0.008 $\pm$ 0.004	0.20 $\pm$ 0.10
b	0.008 +.004/-.006	0.20 +0.1/-0.15
c	0.006 $\pm$ 0.004	0.15 $\pm$ 0.10
g	0.012 $\pm$ 0.004	0.30 $\pm$ 0.10
p	0.020 $\pm$ 0.002	0.50 $\pm$ 0.05



### Terminal Configuration

No.	Function
1	Unbalanced Port
2	NC
3	GND
4	Balanced Port
5	NC
6	Balanced Port

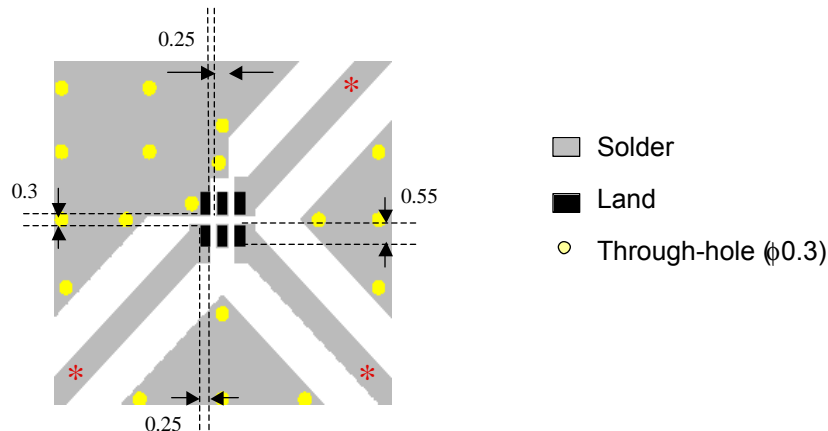


### Mounting Considerations

Mount these devices with brown mark facing up.

Line width should be designed to provide 50 $\Omega$  impedance matching characteristics.

Units: mm



Johanson Technology, Inc. reserves the right to make design changes without notice.

All sales are subject to Johanson Technology, Inc. terms and conditions.

# "High Frequency Ceramic Solutions"

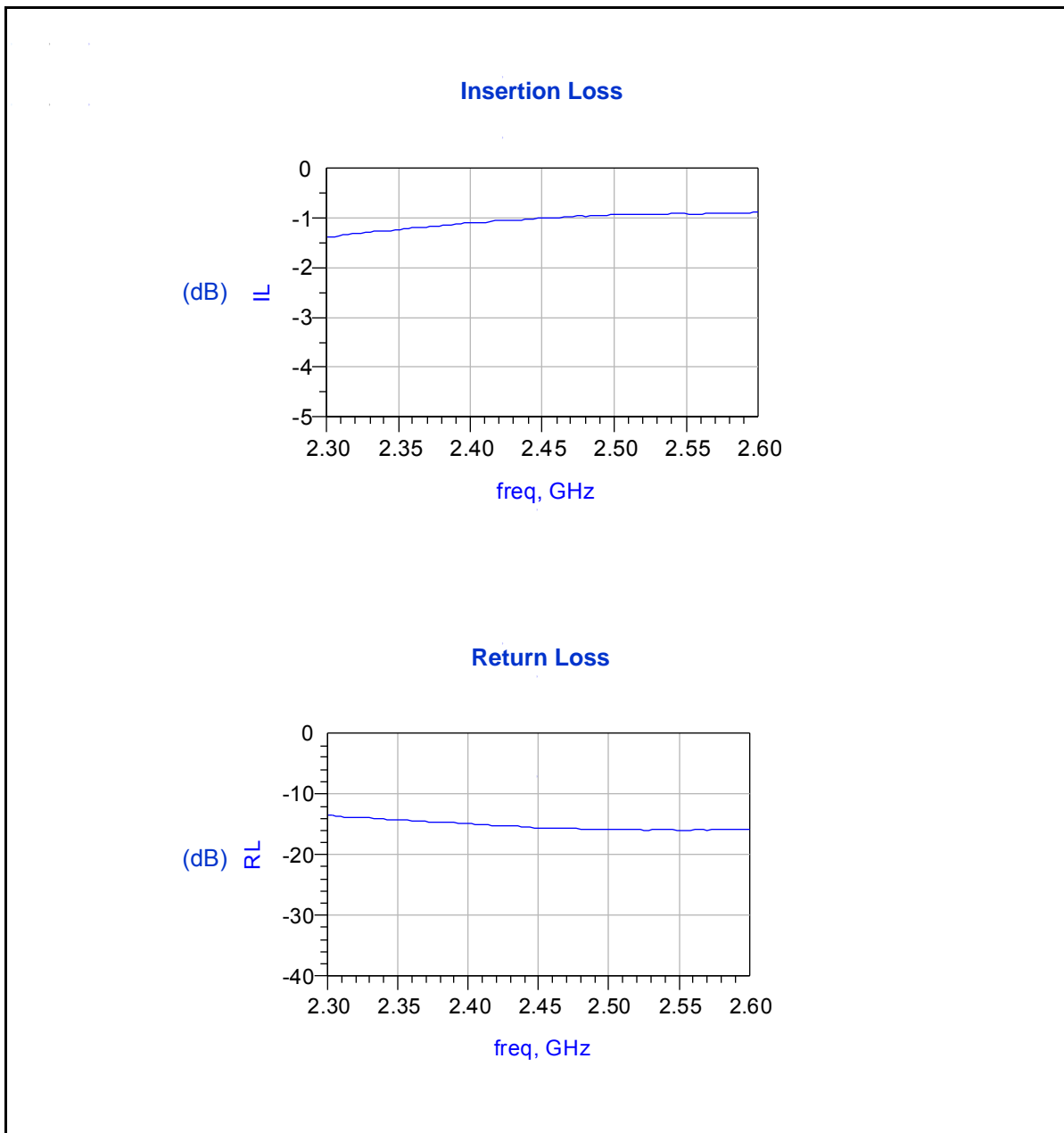
**2.45 GHz Balun**

**P/N 2450BL14B050**

Detail Specification: 07/01/03

Page 2 of 2

## Typical Electrical Performance (T=25°C)



Johanson Technology, Inc. reserves the right to make design changes without notice.

All sales are subject to Johanson Technology, Inc. terms and conditions.



[www.johansontechnology.com](http://www.johansontechnology.com)

931 Via Alondra • Camarillo, CA 93012 • TEL 805.389.1166 FAX 805.389.1821

2003 Johanson Technology, Inc. All Rights Reserved