

PLEASE CHECK WWW.MOLEX.COM FOR LATEST PART INFORMATION

Part Number: [0022031142](#)
Status: **Active**
Description: 2.50mm (.098") Pitch Header, Single Row, 11.10mm (.437") Mating Pin Length, 14 Circuits

Documents:

| | |
|---|---|
| 3D Model | Product Specification PS-3022-004 (PDF) |
| Drawing (PDF) | Product Specification PS-99020-0088 (PDF) |
| Product Specification PS-3022-003 (PDF) | RoHS Certificate of Compliance (PDF) |

Agency Certification

UL E29179

General

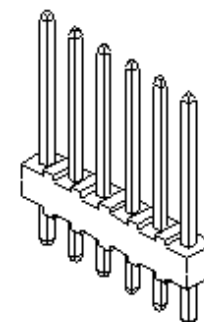
| | |
|----------------|----------------------|
| Product Family | PCB Headers |
| Series | 3022 |
| Application | Wire-to-Board |
| Product Name | N/A |

Physical

| | |
|--------------------------------|-----------------|
| Breakaway | No |
| Circuits (Loaded) | 14 |
| Circuits (maximum) | 14 |
| Color - Resin | Natural (White) |
| Flammability | 94V-0 |
| Glow-Wire Compliant | No |
| Lock to Mating Part | None |
| Material - Metal | Brass |
| Material - Plating Mating | Tin |
| Material - Plating Termination | Tin |
| Material - Resin | Nylon |
| Number of Rows | 1 |
| Orientation | Vertical |
| PC Tail Length (in) | 0.134 In |
| PC Tail Length (mm) | 3.40 mm |
| PCB Locator | No |
| PCB Retention | None |
| PCB Thickness Recommended (in) | 0.062 In |
| PCB Thickness Recommended (mm) | 1.60 mm |
| Packaging Type | Bag |
| Pitch - Mating Interface (in) | 0.098 In |
| Pitch - Mating Interface (mm) | 2.50 mm |
| Plating min: Mating (µin) | 200 |
| Plating min: Mating (µm) | 5 |
| Plating min: Termination (µin) | 200 |
| Plating min: Termination (µm) | 5 |
| Polarized to Mating Part | No |
| Polarized to PCB | No |
| Shrouded | No |
| Stackable | No |
| Temperature Range - Operating | -40°C to +105°C |
| Termination Interface: Style | Through Hole |

Electrical

| | |
|-------------------------------|------|
| Current - Maximum per Contact | 3A |
| Voltage - Maximum | 250V |



*Series
image - Reference only*

EU RoHS

**ELV and RoHS
Compliant**
REACH SVHC
 Not Reviewed
**Halogen-Free
Status**
 Not Reviewed

China RoHS



**Need more information on product
environmental compliance?**

Email productcompliance@molex.com
 For a multiple part number RoHS Certificate of
 Compliance, [click here](#)

Please visit the [Contact Us](#) section for any
 non-product compliance questions.

Search Parts in this Series

[3022Series](#)

Mates With

[5124](#)

Solder Process Data

Lead-free Process Capability

Wave Capable (TH only)

Material Info

Old Part Number

3022-14B

Reference - Drawing Numbers

Product Specification

PS-3022-003, PS-3022-004, PS-99020-0088

Sales Drawing

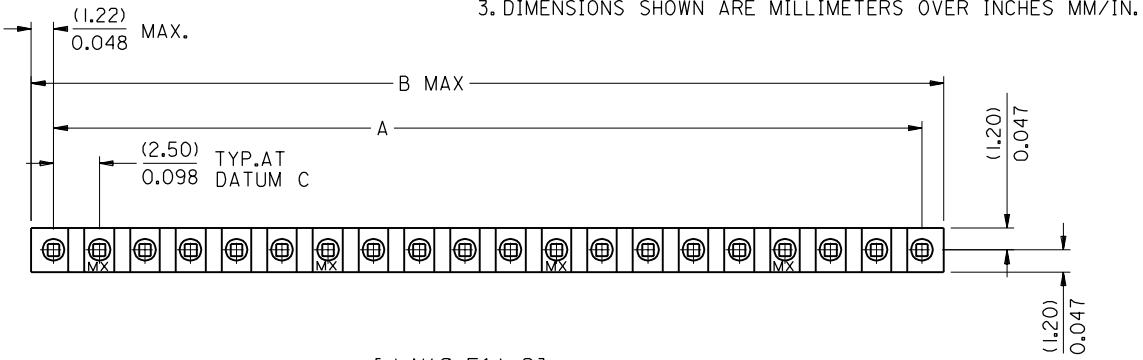
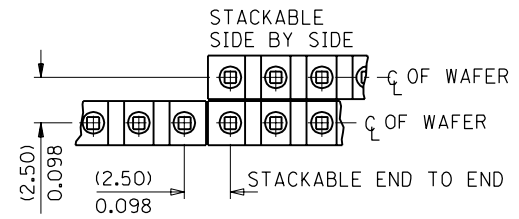
SDAE-3022-NB

This document was generated on 04/15/2010

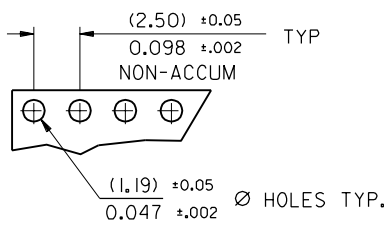
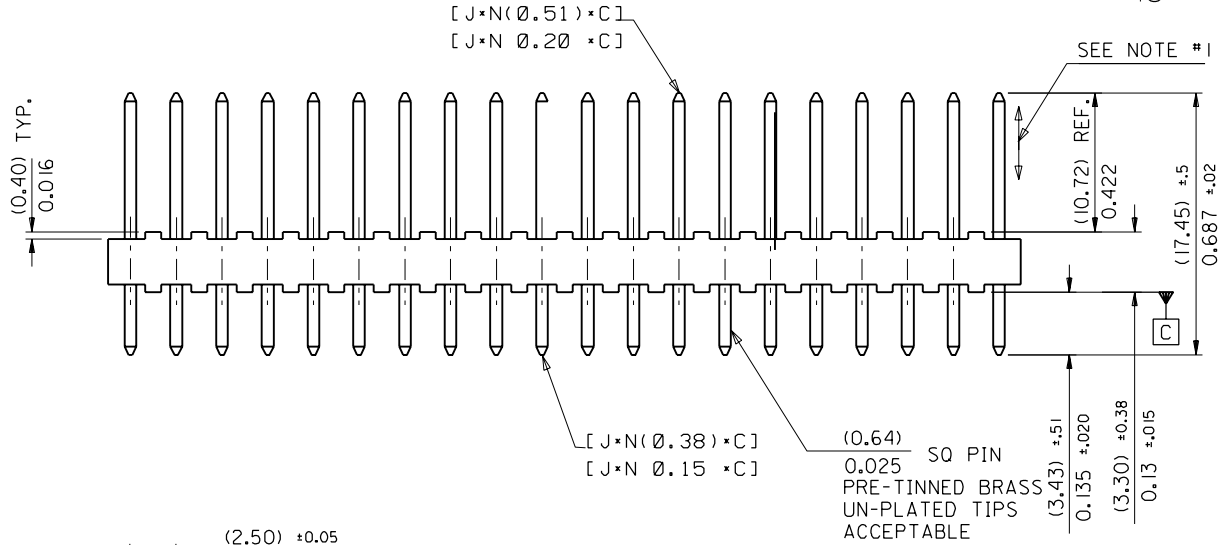
PLEASE CHECK WWW.MOLEX.COM FOR LATEST PART INFORMATION

PART NO. 22-03-1-1-2
 DWG. NO. SDAE-3022-NB

NOTES :
 1. PIN PUSH OUT FORCE: 2 LBS. MIN.
 2. PIN SOLDERABILITY PER MOLEX ENG. STD. No. 53
 3. DIMENSIONS SHOWN ARE MILLIMETERS OVER INCHES MM/IN.



| | | | | |
|-----------------|-----------------|--------------------|---------------|---------------|
| 22-03-1202 | AE-3022-20B | 20 | (47.5) ± 0.25 | (49.9) |
| | | | 1.870 ± 0.10 | 1.965 |
| -1192 | -19B | 19 | (45.0) ± 0.23 | (47.4) |
| | | | 1.772 ± 0.09 | 1.866 |
| -1182 | -18B | 18 | (42.5) ± 0.23 | (44.9) |
| | | | 1.674 ± 0.09 | 1.768 |
| -1172 | -17B | 17 | (40.0) ± 0.20 | (42.4) |
| | | | 1.575 ± 0.08 | 1.669 |
| -1162 | -16B | 16 | (37.5) ± 0.20 | (39.9) |
| | | | 1.477 ± 0.08 | 1.571 |
| -1152 | -15B | 15 | (35.0) ± 0.20 | (37.4) |
| | | | 1.378 ± 0.08 | 1.472 |
| -1142 | -14B | 14 | (32.5) ± 0.18 | (34.9) |
| | | | 1.280 ± 0.07 | 1.374 |
| -1132 | -13B | 13 | (30.0) ± 0.18 | (32.4) |
| | | | 1.181 ± 0.07 | 1.276 |
| -1122 | -12B | 12 | (27.5) ± 0.18 | (29.9) |
| | | | 1.083 ± 0.07 | 1.177 |
| -1112 | -11B | 11 | (25.0) ± 0.15 | (27.4) |
| | | | 0.984 ± 0.06 | 1.079 |
| -1102 | -10B | 10 | (22.5) ± 0.15 | (24.9) |
| | | | 0.886 ± 0.06 | 0.980 |
| -1092 | -9B | 9 | (20.0) ± 0.13 | (22.4) |
| | | | 0.787 ± 0.05 | 0.882 |
| -1082 | -8B | 8 | (17.5) ± 0.13 | (19.9) |
| | | | 0.689 ± 0.05 | 0.783 |
| -1072 | -7B | 7 | (15.0) ± 0.13 | (17.4) |
| | | | 0.591 ± 0.05 | 0.685 |
| -1062 | -6B | 6 | (12.5) ± 0.10 | (14.9) |
| | | | 0.492 ± 0.04 | 0.587 |
| -1052 | -5B | 5 | (10.0) ± 0.10 | (12.4) |
| | | | 0.394 ± 0.04 | 0.488 |
| -1042 | -4B | 4 | (7.5) ± 0.10 | (9.9) |
| | | | 0.295 ± 0.04 | 0.390 |
| -1032 | -3B | 3 | (5.0) ± 0.10 | (7.4) |
| | | | 0.197 ± 0.04 | 0.291 |
| 22-03-1022 | AE-3022-2B | 2 | (2.5) ± 0.10 | (4.9) |
| | | | 0.098 ± 0.04 | 0.193 |
| PART No. | ENG. No. | NO OF CKTS. | DIM. A | DIM. B |



MAT'L: NYLON 6/6, 94V-0

| | | | | |
|--|---|---|---|---|
| REDRAWN ON CAD EC NO. E80290 DRWN: P. MOORE 98/01/29 CH'K: / / / APPR: / / / | QUALITY SYMBOLS MAJOR = ▽ CRITICAL = ▽ C = ▽ | GENERAL TOLERANCES: (UNLESS SPECIFIED) mm INCH 4 PLACES ±0. ±. 3 PLACES ±0. ±.008 2 PLACES ±0.2 ±.016 1 PLACE ±0.4 ±. ANGULAR: ± 1/2° | SCALE 4 : 1 DESIGN UNITS <input checked="" type="checkbox"/> mm <input checked="" type="checkbox"/> INCH DRAWN BY & DATE P. MOORE 98/01/29 CHECKED BY & DATE O. COSTEL 98/04/08 APPROVED BY & DATE M. WILHIT 98/04/08 | DIMENSIONS: <input checked="" type="checkbox"/> mm <input type="checkbox"/> INCH <input type="checkbox"/> mm ONLY SHT REV REVISE ON CAD ONLY |
| | TITLE: WAFER-FLAT KK (2.5)/.098 0.025 SQ. PIN | | | |
| | MOLEX INCORPORATED | | | |
| | CAD FILENAME: SD3022NB.DGN | | MATERIAL NO. SEE CHART SDAE-3022 -NB | |
| DRAFT WHERE APPLICABLE MUST REMAIN WITHIN DIMENSIONS | | THIS DRAWING CONTAINS INFORMATION THAT IS PROPRIETARY TO MOLEX INCORPORATED AND SHOULD NOT BE USED WITHOUT WRITTEN PERMISSION. | | |
| | | | DRAWING NO. SDAE-3022 -NB | SHEET NO. 1 OF 1 |